



2024-25 Strive HI School Performance Report

DreamHouse 'Ewa Beach

About Strive HI

The Hawai'i State Department of Education releases an annual report on the performance of the state's public schools, known as Strive HI. This report informs educators, parents, community members, and policymakers, of progress on the student learning goals outlined in the Board-approved Strategic Plan.

For Strive HI reports about statewide performance, other schools and technical information, visit <https://hawaiipublicschools.org/about/organization/strive-hi-dashboard/>.

For more information about the 2023-29 Strategic Plan, visit <https://go.hidoe.us/2023-29-Strategic-Plan>.

Additional reports about schools are available at <https://arch.k12.hi.us> or at school's websites.

This report is produced by the Hawai'i State Department of Education Office of Strategy, Innovation and Performance.

Email: osip-accountability.support@k12.hi.us

Run Date: September 7, 2025

Our Students

High Needs Subgroup	Number of Students	Percentage
Economically Disadvantaged	159	34%
Special Education	68	15%
English Learners	--	--

Major Race/Ethnicities	Number of Students	Percentage
Asian (Excluding Filipino)	41	9%
Black	18	4%
Filipino	94	20%
Hispanic	5	1%
Native Hawaiian	170	36%
Pacific Islander	31	7%
White	96	21%

Our Story

DreamHouse 'Ewa Beach PCS aims to empower future leaders of our island communities. With a strong foundation of leadership and identity development, DreamHouse centers inclusive environments where students can embrace authenticity, further their passions, and advocate for community vitality. Opened in 2019, DreamHouse has grown one grade level at a time with the hope of being grades 6-12 by 2026. DreamHouse has the capacity to enroll 100 students per grade level and families apply through a public lottery system.

DreamHouse's pedagogical practices include an emphasis on place, problem, and project-based learning. Through student-led collaborative experiences, students develop as leaders in their LEAD (leadership, empowerment, agency, and development) blocks - a unique class all students are required to take. Student achievement is measured through yearly portfolio defense projects where teachers, parents, & community members determine if a student is promoted to the next grade level.

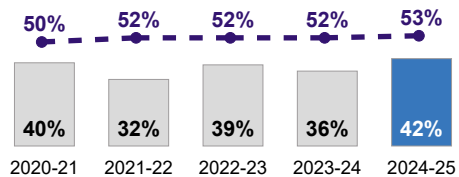
Our School

Grades	6-11
Enrollment	467
Principal	Katrina Abes
Phone	808-320-4113

Website: <https://www.dreamhouseewabeach.org>

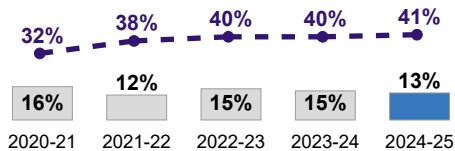
Language Arts Proficiency

Percent of students demonstrating proficiency on statewide language arts assessments.



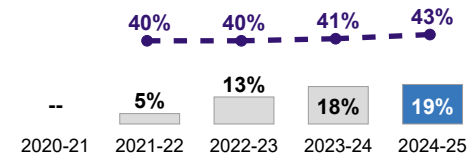
Math Proficiency

Percent of students demonstrating proficiency on statewide mathematics assessments.



Science Proficiency

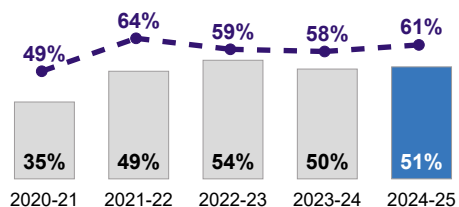
Percent of students demonstrating proficiency on statewide science assessments.



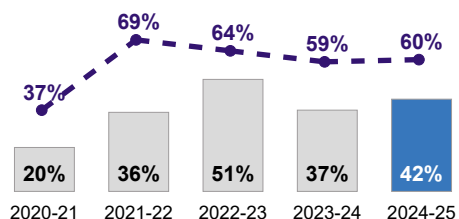
Academic Growth

Percent of students making "typical" or better student growth from prior year (based on pre-pandemic growth on the Smarter Balanced Assessment).

Language Arts

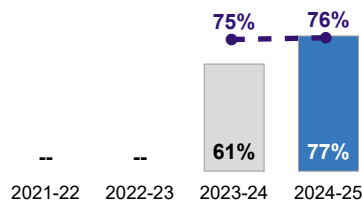


Math



Regular Attendance

Percent of students attending 90% of instructional days.



Data reflects post-pandemic return to in-person learning. Data is unavailable for charter schools before 2023-24.

On-Time High School Graduation

Percent of students graduating with a high school diploma on-time (i.e., 4 year adjusted cohort graduation rate).

-- Data Not Available

Extended High School Completion[#]

Percent of students earning a high school diploma, Certificate of Completion, or Community School for Adults Diploma (i.e., GED, HiSET) within 5 years of high school.

-- Data Not Available

Postsecondary Education and Training Immediately After High School

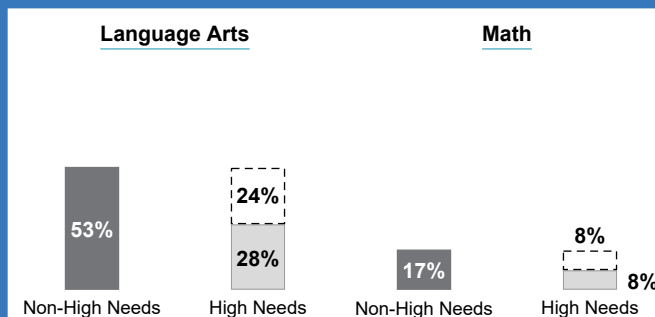
Percent of graduates enrolling in a postsecondary educational institution by the following fall.

-- Data Not Available

-- Data is unavailable, not applicable, or suppressed. [#] Percentages may not be exact due to rounding.

Equity in Student Learning[#]

- Non-High Needs:** Percent of students demonstrating proficiency who are not High Needs.
- High Needs:** Percent of students demonstrating proficiency who are English Learner, Economically Disadvantaged, and/or Special Education students.
- Achievement Gap:** Difference in proficiency rates between Non-High Needs and High Needs students.



Strive HI data are also reported by key student characteristics (e.g., High Needs subgroup, major race/ethnicity).

<https://adc.hidoe.us>