



2024-25 Strive HI School Performance Report

Kona Pacific Public Charter School

About Strive HI

The Hawai'i State Department of Education releases an annual report on the performance of the state's public schools, known as Strive HI. This report informs educators, parents, community members, and policymakers, of progress on the student learning goals outlined in the Board-approved Strategic Plan.

For Strive HI reports about statewide performance, other schools and technical information, visit <https://hawaiipublicschools.org/about/organization/strive-hi-dashboard/>.

For more information about the 2023-29 Strategic Plan, visit <https://go.hidoe.us/2023-29-Strategic-Plan>.

Additional reports about schools are available at <https://arch.k12.hi.us> or at school's websites.

This report is produced by the Hawai'i State Department of Education Office of Strategy, Innovation and Performance.

Email: osip-accountability.support@k12.hi.us

Run Date: September 7, 2025

Our Students

High Needs Subgroup	Number of Students	Percentage
Economically Disadvantaged	111	63%
Special Education	29	16%
English Learners	--	--

Major Race/Ethnicities	Number of Students	Percentage
Asian (Excluding Filipino)	10	6%
Black	3	2%
Filipino	2	1%
Hispanic	6	3%
Native Hawaiian	15	8%
Pacific Islander	5	3%
White	128	72%

Our Story

Kona Pacific Public Charter School, established in 2008 on the Big Island's west coast, became a charter school in 2013. Nestled on Mauna Loa's lush slopes with views of the Pacific Ocean, our campus provides an inspiring setting for learning. We offer a unique, holistic education emphasizing the intellectual, social, emotional, and physical development of each child.

Our mission is to educate the whole child through academic excellence and social-emotional well-being, using a standards-based curriculum enriched with Waldorf-inspired practices, Hawaiian culture, and 'Āina-based education. We incorporate innovative teaching, arts, movement, and sustainable agriculture. Our approach includes Waldorf-inspired creativity, Hawaiian cultural integration, and environmental stewardship. These elements foster a supportive and dynamic learning environment, preparing students to thrive both academically and personally

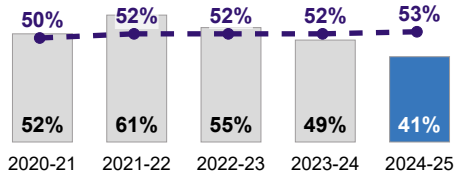
Our School

Grades	K-8
Enrollment	177
Principal	Amber Herres
Phone	808-322-4900

Website: <https://www.kppcs.org>

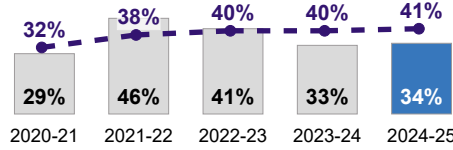
Language Arts Proficiency

Percent of students demonstrating proficiency on statewide language arts assessments.



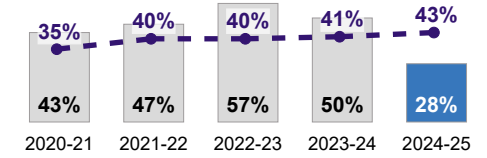
Math Proficiency

Percent of students demonstrating proficiency on statewide mathematics assessments.



Science Proficiency

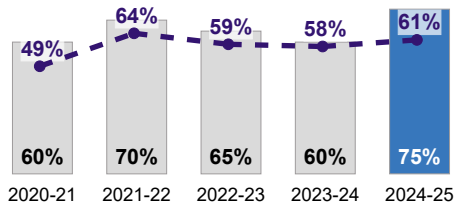
Percent of students demonstrating proficiency on statewide science assessments.



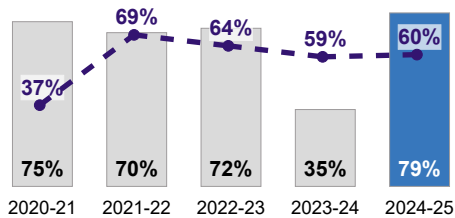
Academic Growth

Percent of students making "typical" or better student growth from prior year (based on pre-pandemic growth on the Smarter Balanced Assessment).

Language Arts

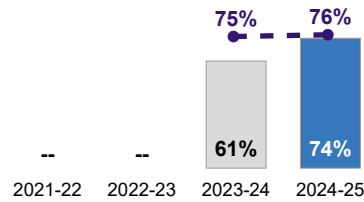


Math



Regular Attendance

Percent of students attending 90% of instructional days.



Data reflects post-pandemic return to in-person learning. Data is unavailable for charter schools before 2023-24.

On-Time High School Graduation

Percent of students graduating with a high school diploma on-time (i.e., 4 year adjusted cohort graduation rate).

-- Data Not Available

Extended High School Completion[#]

Percent of students earning a high school diploma, Certificate of Completion, or Community School for Adults Diploma (i.e., GED, HiSET) within 5 years of high school.

-- Data Not Available




Postsecondary Education and Training Immediately After High School

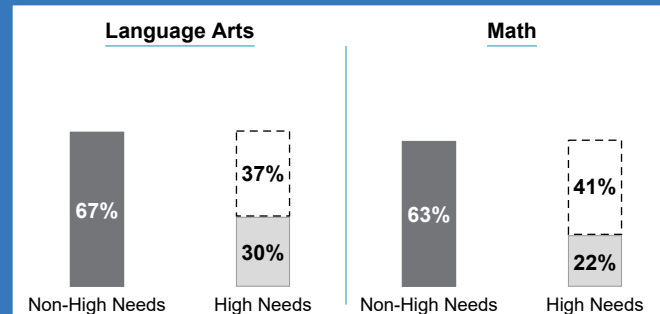
Percent of graduates enrolling in a postsecondary educational institution by the following fall.

-- Data Not Available

-- Data is unavailable, not applicable, or suppressed. [#] Percentages may not be exact due to rounding.

Equity in Student Learning[#]

-  **Non-High Needs:** Percent of students demonstrating proficiency who are not High Needs.
-  **High Needs:** Percent of students demonstrating proficiency who are English Learner, Economically Disadvantaged, and/or Special Education students.
-  **Achievement Gap:** Difference in proficiency rates between Non-High Needs and High Needs students.



Strive HI data are also reported by key student characteristics (e.g., High Needs subgroup, major race/ethnicity).

<https://adc.hidoe.us>