



# 2024-25 Strive HI School Performance Report

## Kawaikini New Century Public Charter School

### About Strive HI

The Hawai'i State Department of Education releases an annual report on the performance of the state's public schools, known as Strive HI. This report informs educators, parents, community members, and policymakers, of progress on the student learning goals outlined in the Board-approved Strategic Plan.

For Strive HI reports about statewide performance, other schools and technical information, visit <https://hawaiipublicschools.org/about/organization/strive-hi-dashboard/>.

For more information about the 2023-29 Strategic Plan, visit <https://go.hidoe.us/2023-29-Strategic-Plan>.

Additional reports about schools are available at <https://arch.k12.hi.us> or at school's websites.

This report is produced by the Hawai'i State Department of Education Office of Strategy, Innovation and Performance.

Email: [osip-accountability.support@k12.hi.us](mailto:osip-accountability.support@k12.hi.us)

Run Date: September 7, 2025

### Our Students

High Needs Subgroup	Number of Students	Percentage
Economically Disadvantaged	116	66%
Special Education	12	7%
English Learners	--	--

Major Race/Ethnicities	Number of Students	Percentage
Asian (Excluding Filipino)	4	2%
Black	0	0%
Filipino	7	4%
Hispanic	0	0%
Native Hawaiian	159	90%
Pacific Islander	0	0%
White	5	3%

### Our Story

Nu'ukia / Vision: Kū kilakila 'o Kawaikini, ke 'ōlino nei, mālamalama. Steadfastly stands Kawaikini, for the brightness of day is here. Kawaikini stands tall in an era of knowledge and enlightenment.

Kū ha'aheo mākou, ko Kawaikini, i kaiaulu kuano'o, na'auao, a hāehuola e kuluma ai ka 'ōlelo, nā mana'o, a me nā hana a ka po'e 'ōiwi o Hawai'i nei. We, Kawaikini (NCPCS), stand tall as a thoughtful, knowledgeable, and healthy community where the language, beliefs and practices of the indigenous people of Hawai'i are instinctive.

Ala Nu'ukia / Mission: Me ka pa'a ma ka 'ike kūpuna ma ka 'ōlelo Hawai'i, e mālama ai ke kula 'o Kawaikini (M-12) i kaiapuni kāko'o a i kaiapuni a'o, ma ka 'ōlelo Hawai'i a me ka 'ōlelo Pelekānia nō ho'i, kahi e minamina, ho'ohana, a ho'omau 'ia ai nō ho'i ka 'ike ku'una 'ōiwi. Grounded in the Hawaiian language, Kawaikini will create a productive community of bi-lingual and bi-literate citizens in a supportive K-12 learning environment where indigenous cultural knowledge is valued, applied, and perpetuate

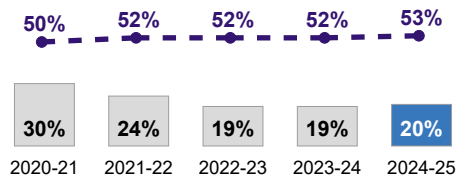
### Our School

Grades	K-12
Enrollment	177
Principal	Namomi McCorrison
Phone	808-632-2032

Website: <https://kawaikini.com>

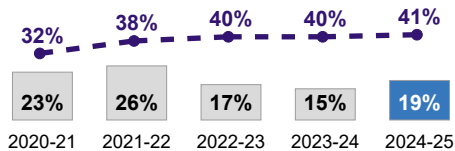
### Language Arts Proficiency

Percent of students demonstrating proficiency on statewide language arts assessments.



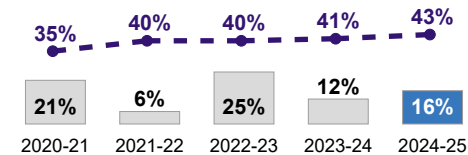
### Math Proficiency

Percent of students demonstrating proficiency on statewide mathematics assessments.



### Science Proficiency

Percent of students demonstrating proficiency on statewide science assessments.



### Academic Growth

Percent of students making "typical" or better student growth from prior year (based on pre-pandemic growth on the Smarter Balanced Assessment).

#### Language Arts

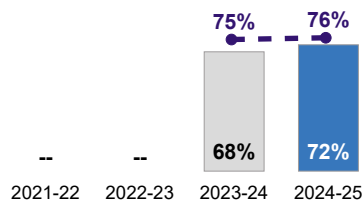
-- Data Not Available

#### Math

-- Data Not Available

### Regular Attendance

Percent of students attending 90% of instructional days.



Data reflects post-pandemic return to in-person learning. Data is unavailable for charter schools before 2023-24.

### On-Time High School Graduation

Percent of students graduating with a high school diploma on-time (i.e., 4 year adjusted cohort graduation rate).

-- Data Not Available

### Extended High School Completion<sup>#</sup>

Percent of students earning a high school diploma, Certificate of Completion, or Community School for Adults Diploma (i.e., GED, HiSET) within 5 years of high school.

-- Data Not Available


### Postsecondary Education and Training Immediately After High School

Percent of graduates enrolling in a postsecondary educational institution by the following fall.

-- Data Not Available

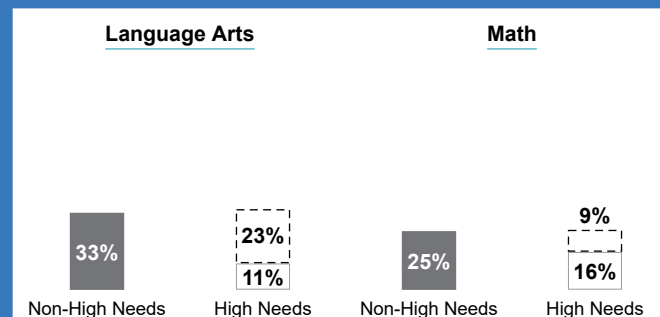
-- Data is unavailable, not applicable, or suppressed. <sup>#</sup> Percentages may not be exact due to rounding.

### Equity in Student Learning<sup>#</sup>

 **Non-High Needs:** Percent of students demonstrating proficiency who are not High Needs.

 **High Needs:** Percent of students demonstrating proficiency who are English Learner, Economically Disadvantaged, and/or Special Education students.

 **Achievement Gap:** Difference in proficiency rates between Non-High Needs and High Needs students.



Strive HI data are also reported by key student characteristics (e.g., High Needs subgroup, major race/ethnicity).

<https://adc.hidoe.us>