



# 2024-25 Strive HI School Performance Report

## Ke Kula ‘O Nāwahīokalani‘ōpu‘u Iki Lab Public Charter School

### About Strive HI

The Hawai‘i State Department of Education releases an annual report on the performance of the state's public schools, known as Strive HI. This report informs educators, parents, community members, and policymakers, of progress on the student learning goals outlined in the Board-approved Strategic Plan.

For Strive HI reports about statewide performance, other schools and technical information, visit <https://hawaiipublicschools.org/about/organization/strive-hi-dashboard/>.

For more information about the 2023-29 Strategic Plan, visit <https://go.hidoe.us/2023-29-Strategic-Plan>.

Additional reports about schools are available at <https://arch.k12.hi.us> or at school's websites.

This report is produced by the Hawai‘i State Department of Education Office of Strategy, Innovation and Performance.

Email: [osip-accountability.support@k12.hi.us](mailto:osip-accountability.support@k12.hi.us)

Run Date: September 7, 2025

### Our Students

| High Needs Subgroup        | Number of Students | Percentage |
|----------------------------|--------------------|------------|
| Economically Disadvantaged | 234                | 52%        |
| Special Education          | --                 | --         |
| English Learners           | --                 | --         |

| Major Race/Ethnicities     | Number of Students | Percentage |
|----------------------------|--------------------|------------|
| Asian (Excluding Filipino) | 18                 | 4%         |
| Black                      | 2                  | 0%         |
| Filipino                   | 11                 | 2%         |
| Hispanic                   | 0                  | 0%         |
| Native Hawaiian            | 368                | 82%        |
| Pacific Islander           | 8                  | 2%         |
| White                      | 41                 | 9%         |

### Our Story

**Educational Mission** – Students of Ke Kula ‘O Nāwahīokalani‘ōpu‘u are educated upon a culturally Hawaiian foundation. This foundation is the basis upon which students are impelled to bring honor to ancestors; seek and attain knowledge to sustain family; contribute to the well-being and flourishing of the Hawaiian language and culture; and contribute to the quality of life in Hawai‘i.

**School Mission** – Ke Kula ‘O Nāwahīokalani‘ōpu‘u is committed to securing a school community built upon culturally rooted principles that reflect: aloha pili‘uhane, aloha ‘ohana, aloha ‘olelo, aloha ‘ike ku‘una, aloha ‘aina, aloha hoakanaka a me ke aloha lehulehu.

**No ‘Ane‘i Ko Kakou Ola** – A meaningful life takes place in one’s homeland, therefore one’s major contribution to the quality and standard of living is made in Hawai‘i.

Ke Kula ‘O Nāwahīokalani‘ōpu‘u is where Hawaiian language and culture thrive in a living community of families united in fostering, through their efforts, the continued significant contribution to the quality of life for the Hawaiian people and all who chose Hawai‘i as home.

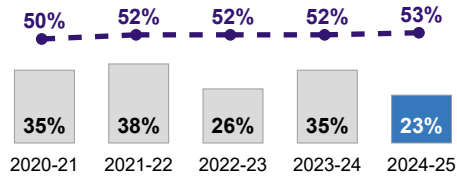
### Our School

|            |                |
|------------|----------------|
| Grades     | K-8            |
| Enrollment | 451            |
| Principal  | Kauanoë Kamana |
| Phone      | 808-982-4260   |

Website: <https://www.nawahi.org>

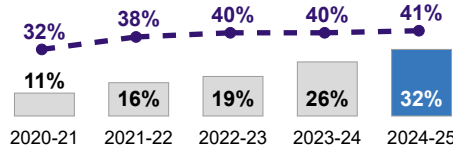
### Language Arts Proficiency

Percent of students demonstrating proficiency on statewide language arts assessments.



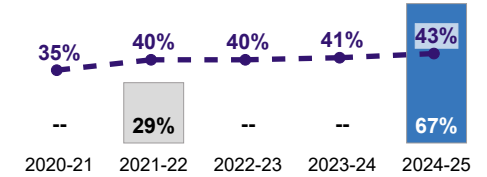
### Math Proficiency

Percent of students demonstrating proficiency on statewide mathematics assessments.



### Science Proficiency

Percent of students demonstrating proficiency on statewide science assessments.



### Academic Growth

Percent of students making "typical" or better student growth from prior year (based on pre-pandemic growth on the Smarter Balanced Assessment).

#### Language Arts

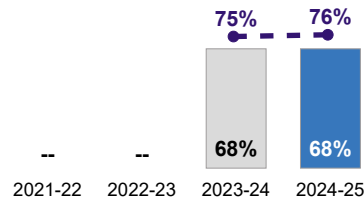
-- Data Not Available

#### Math

-- Data Not Available

### Regular Attendance

Percent of students attending 90% of instructional days.



Data reflects post-pandemic return to in-person learning. Data is unavailable for charter schools before 2023-24.

### On-Time High School Graduation

Percent of students graduating with a high school diploma on-time (i.e., 4 year adjusted cohort graduation rate).

-- Data Not Available

### Extended High School Completion<sup>#</sup>

Percent of students earning a high school diploma, Certificate of Completion, or Community School for Adults Diploma (i.e., GED, HiSET) within 5 years of high school.

-- Data Not Available


### Postsecondary Education and Training Immediately After High School

Percent of graduates enrolling in a postsecondary educational institution by the following fall.

-- Data Not Available

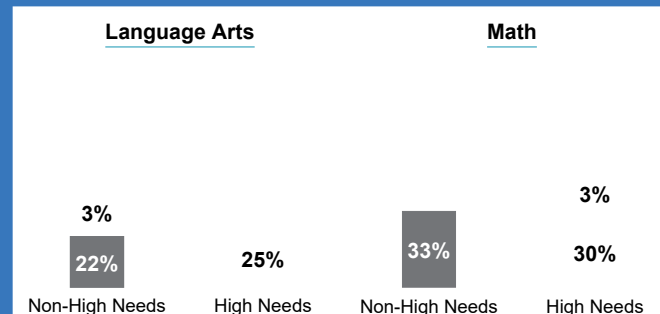
-- Data is unavailable, not applicable, or suppressed. <sup>#</sup> Percentages may not be exact due to rounding.

### Equity in Student Learning<sup>#</sup>

 **Non-High Needs:** Percent of students demonstrating proficiency who are not High Needs.

 **High Needs:** Percent of students demonstrating proficiency who are English Learner, Economically Disadvantaged, and/or Special Education students.

 **Achievement Gap:** Difference in proficiency rates between Non-High Needs and High Needs students.



Strive HI data are also reported by key student characteristics (e.g., High Needs subgroup, major race/ethnicity).

<https://adc.hidoe.us>