



2024-25 Strive HI School Performance Report

Ka 'Umeke Kā'eo

About Strive HI

The Hawai'i State Department of Education releases an annual report on the performance of the state's public schools, known as Strive HI. This report informs educators, parents, community members, and policymakers, of progress on the student learning goals outlined in the Board-approved Strategic Plan.

For Strive HI reports about statewide performance, other schools and technical information, visit <https://hawaiipublicschools.org/about/organization/strive-hi-dashboard/>.

For more information about the 2023-29 Strategic Plan, visit <https://go.hidoe.us/2023-29-Strategic-Plan>.

Additional reports about schools are available at <https://arch.k12.hi.us> or at school's websites.

This report is produced by the Hawai'i State Department of Education Office of Strategy, Innovation and Performance.

Email: osip-accountability.support@k12.hi.us

Run Date: November 21, 2025

Our Students

High Needs Subgroup	Number of Students	Percentage
Economically Disadvantaged	240	82%
Special Education	24	8%
English Learners	--	--

Major Race/Ethnicities	Number of Students	Percentage
Asian (Excluding Filipino)	9	3%
Black	0	0%
Filipino	11	4%
Hispanic	1	0%
Native Hawaiian	225	77%
Pacific Islander	8	3%
White	34	12%

Our Story

Ka 'Umeke Kā'eo is a Hawaiian language immersion school (K-12) that fosters a safe and nurturing learning environment for students and families. Located in Keaukaha, the school emphasizes environmental literacy, connecting students deeply to their place and empowering them to become responsible community members. The school's curriculum, aligned with common core standards, is rooted in Native Hawaiian language, knowledge, and the Papaku Makawalu methodology (a traditional Hawaiian system of knowledge).

Teachers collaborate to create a school-wide curriculum that encourages inquiry, communication, and innovation. Instruction is interdisciplinary, with science and the natural environment serving as the core. Students develop critical thinking skills through observation, problem-solving, and reflection, exploring environmental issues and utilizing both ancient and modern technologies to analyze, synthesize, and create new knowledge.

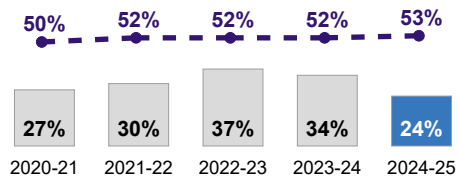
Our School

Grades	K-12
Enrollment	292
Principal	Nohea Nahale-a
Phone	808-961-0470

Website: <https://www.kaumeke.org>

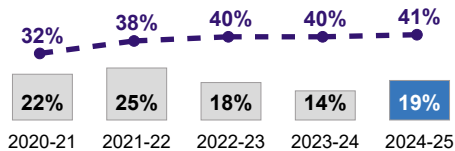
Language Arts Proficiency

Percent of students demonstrating proficiency on statewide language arts assessments.



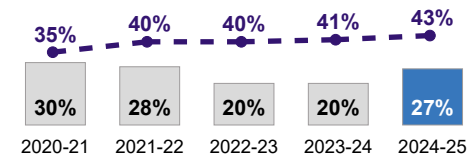
Math Proficiency

Percent of students demonstrating proficiency on statewide mathematics assessments.



Science Proficiency

Percent of students demonstrating proficiency on statewide science assessments.



Academic Growth

Percent of students making "typical" or better student growth from prior year (based on pre-pandemic growth on the Smarter Balanced Assessment).

Language Arts

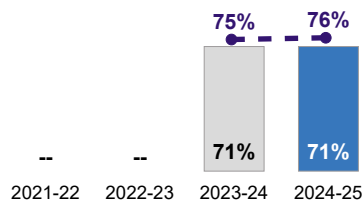
-- Data Not Available

Math

-- Data Not Available

Regular Attendance

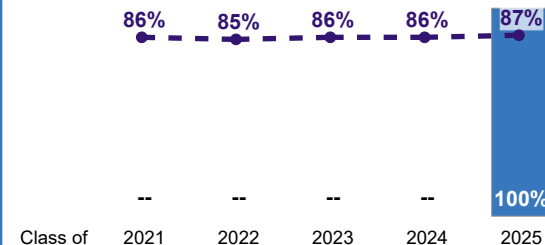
Percent of students attending 90% of instructional days.



Data reflects post-pandemic return to in-person learning. Data is unavailable for charter schools before 2023-24.

On-Time High School Graduation

Percent of students graduating with a high school diploma on-time (i.e., 4 year adjusted cohort graduation rate).



Extended High School Completion[#]

Percent of students earning a high school diploma, Certificate of Completion, or Community School for Adults Diploma (i.e., GED, HiSET) within 5 years of high school.

-- Data Not Available

Postsecondary Education and Training Immediately After High School

Percent of graduates enrolling in a postsecondary educational institution by the following fall.

-- Data Not Available

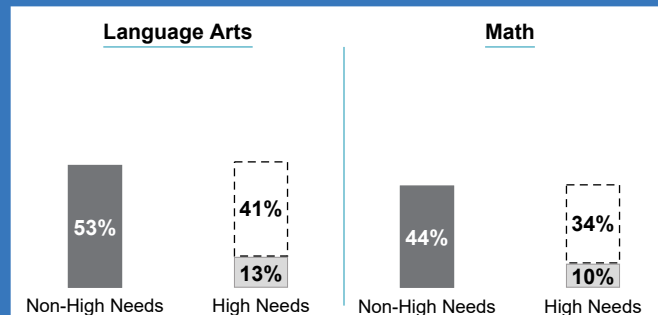
-- Data is unavailable, not applicable, or suppressed. [#] Percentages may not be exact due to rounding.

Equity in Student Learning[#]

Non-High Needs: Percent of students demonstrating proficiency who are not High Needs.

High Needs: Percent of students demonstrating proficiency who are English Learner, Economically Disadvantaged, and/or Special Education students.

Achievement Gap: Difference in proficiency rates between Non-High Needs and High Needs students.



Strive HI data are also reported by key student characteristics (e.g., High Needs subgroup, major race/ethnicity).

<https://adc.hidoe.us>