



2024-25 Strive HI School Performance Report

Hawai'i Academy of Arts & Science

About Strive HI

The Hawai'i State Department of Education releases an annual report on the performance of the state's public schools, known as Strive HI. This report informs educators, parents, community members, and policymakers, of progress on the student learning goals outlined in the Board-approved Strategic Plan.

For Strive HI reports about statewide performance, other schools and technical information, visit <https://hawaiipublicschools.org/about/organization/strive-hi-dashboard/>.

For more information about the 2023-29 Strategic Plan, visit <https://go.hidoe.us/2023-29-Strategic-Plan>.

Additional reports about schools are available at <https://arch.k12.hi.us> or at school's websites.

This report is produced by the Hawai'i State Department of Education Office of Strategy, Innovation and Performance.

Email: osip-accountability.support@k12.hi.us

Run Date: November 21, 2025

Our Students

High Needs Subgroup	Number of Students	Percentage
Economically Disadvantaged	525	71%
Special Education	90	12%
English Learners	12	2%

Major Race/Ethnicities	Number of Students	Percentage
Asian (Excluding Filipino)	18	2%
Black	17	2%
Filipino	38	5%
Hispanic	13	2%
Native Hawaiian	147	20%
Pacific Islander	14	2%
White	462	63%

Our Story

The mission of Hawai'i Academy of Arts and Science is to educate, enrich and inspire the whole student to thrive by understanding the past, navigating the present and preparing for the future. (Revision April 2, 2014, approved by Governing Board April 10, 2014, facilitated by V. Bernhardt, PhD)

Hawai'i Academy of Arts and Science's vision is of a community of learners in which every person is respectfully supported. By working together every member becomes a capable, compassionate, courageous creator of a better world. The purpose is to educate and enrich the whole person and prepare the individual to respond to his or her own needs and those of a global community.

HAAS received its charter June 2001 and has been servicing students in the Puna Community since then. HAAS serves students in grades K-12 and has multiple programs designed to meet student needs.

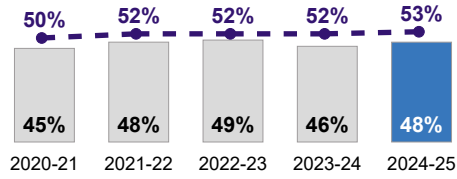
Our School

Grades	K-12
Enrollment	738
Principal	Steve Hirakami
Phone	808-965-3730

Website: <https://haaspcs.org>

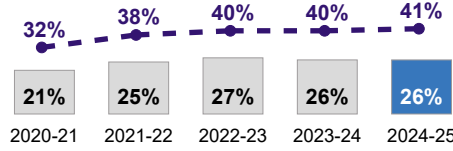
Language Arts Proficiency

Percent of students demonstrating proficiency on statewide language arts assessments.



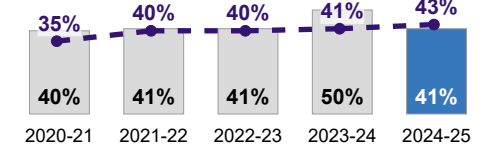
Math Proficiency

Percent of students demonstrating proficiency on statewide mathematics assessments.



Science Proficiency

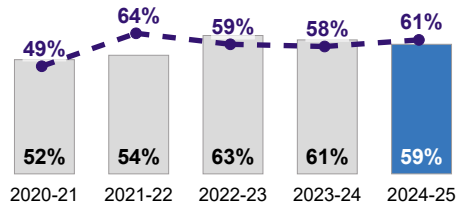
Percent of students demonstrating proficiency on statewide science assessments.



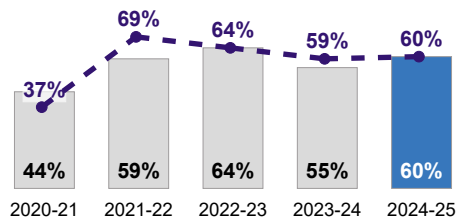
Academic Growth

Percent of students making "typical" or better student growth from prior year (based on pre-pandemic growth on the Smarter Balanced Assessment).

Language Arts

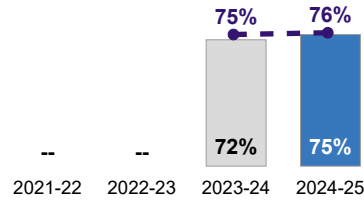


Math



Regular Attendance

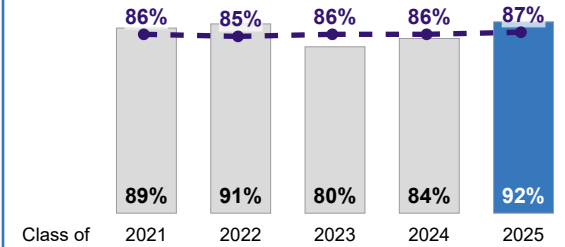
Percent of students attending 90% of instructional days.



Data reflects post-pandemic return to in-person learning. Data is unavailable for charter schools before 2023-24.

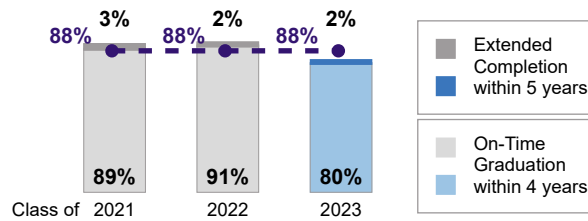
On-Time High School Graduation

Percent of students graduating with a high school diploma on-time (i.e., 4 year adjusted cohort graduation rate).



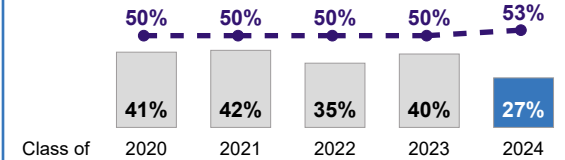
Extended High School Completion[#]

Percent of students earning a high school diploma, Certificate of Completion, or Community School for Adults Diploma (i.e., GED, HiSET) within 5 years of high school.



Postsecondary Education and Training Immediately After High School

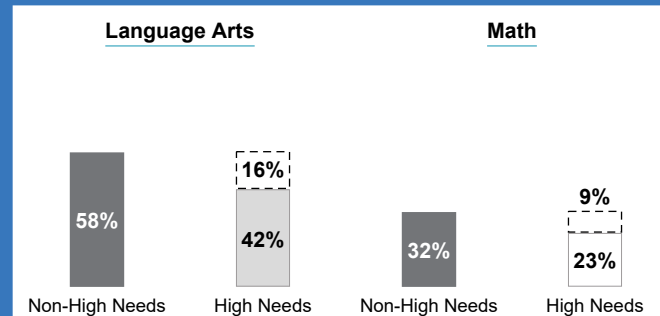
Percent of graduates enrolling in a postsecondary educational institution by the following fall.



-- Data is unavailable, not applicable, or suppressed. # Percentages may not be exact due to rounding.

Equity in Student Learning[#]

- Non-High Needs:** Percent of students demonstrating proficiency who are not High Needs.
- High Needs:** Percent of students demonstrating proficiency who are English Learner, Economically Disadvantaged, and/or Special Education students.
- Achievement Gap:** Difference in proficiency rates between Non-High Needs and High Needs students.



Strive HI data are also reported by key student characteristics (e.g., High Needs subgroup, major race/ethnicity).

<https://adc.hidoe.us>