



# 2024-25 Strive HI School Performance Report

## Volcano School of Arts & Sciences

### About Strive HI

The Hawai'i State Department of Education releases an annual report on the performance of the state's public schools, known as Strive HI. This report informs educators, parents, community members, and policymakers, of progress on the student learning goals outlined in the Board-approved Strategic Plan.

For Strive HI reports about statewide performance, other schools and technical information, visit <https://hawaiipublicschools.org/about/organization/strive-hi-dashboard/>.

For more information about the 2023-29 Strategic Plan, visit <https://go.hidoe.us/2023-29-Strategic-Plan>.

Additional reports about schools are available at <https://arch.k12.hi.us> or at school's websites.

This report is produced by the Hawai'i State Department of Education Office of Strategy, Innovation and Performance.

Email: [osip-accountability.support@k12.hi.us](mailto:osip-accountability.support@k12.hi.us)

Run Date: November 21, 2025

### Our Students

High Needs Subgroup	Number of Students	Percentage
Economically Disadvantaged	226	70%
Special Education	67	21%
English Learners	--	--

Major Race/Ethnicities	Number of Students	Percentage
Asian (Excluding Filipino)	11	3%
Black	9	3%
Filipino	11	3%
Hispanic	1	0%
Native Hawaiian	118	36%
Pacific Islander	5	2%
White	152	47%

### Our Story

Learning through Volcano's unique natural and cultural resources to become creative global citizens.

The mission of the Volcano School of Arts & Sciences is to: focus on the unique ecosystems and geology of the Volcano area; cultivate responsibility for nature and the environment; involve the community in ongoing partnership; provide a solid academic foundation for students; encourage creative problem-solving and critical thinking; provide avenues for creative expressions; teach practical life skills; offer a rich multicultural program; nurture respect and understanding of Hawaiian culture; foster social responsibility and respect for others; impart a lifelong love of learning; serve the Volcano community; and celebrate learning success of all children.

All in a safe and supportive "learning village" environment.

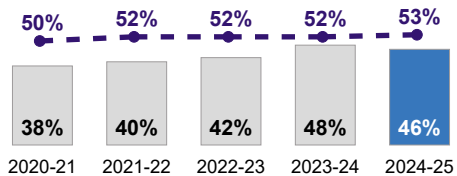
### Our School

Grades	K-12
Enrollment	325
Principal	Kalima Kinney
Phone	808-985-9800

Website: <https://www.volcanoschool.net>

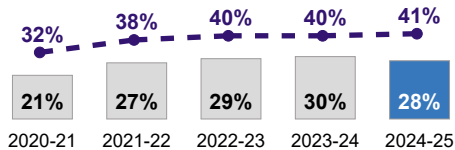
### Language Arts Proficiency

Percent of students demonstrating proficiency on statewide language arts assessments.



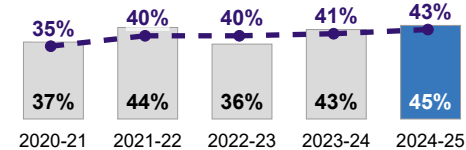
### Math Proficiency

Percent of students demonstrating proficiency on statewide mathematics assessments.



### Science Proficiency

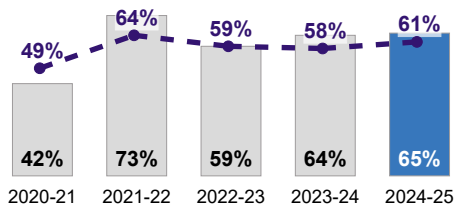
Percent of students demonstrating proficiency on statewide science assessments.



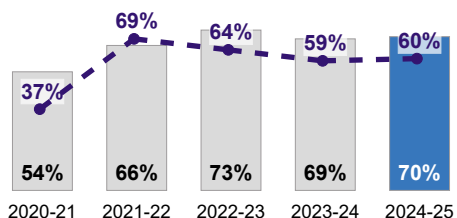
### Academic Growth

Percent of students making "typical" or better student growth from prior year (based on pre-pandemic growth on the Smarter Balanced Assessment).

#### Language Arts

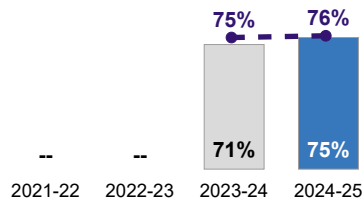


#### Math



### Regular Attendance

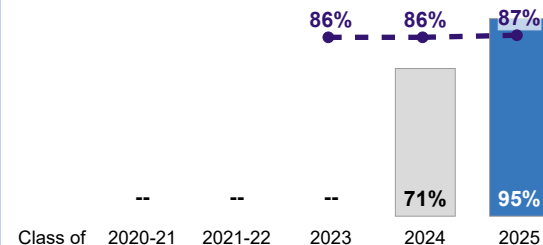
Percent of students attending 90% of instructional days.



Data reflects post-pandemic return to in-person learning. Data is unavailable for charter schools before 2023-24.

### On-Time High School Graduation

Percent of students graduating with a high school diploma on-time (i.e., 4 year adjusted cohort graduation rate).




### Extended High School Completion<sup>#</sup>

Percent of students earning a high school diploma, Certificate of Completion, or Community School for Adults Diploma (i.e., GED, HiSET) within 5 years of high school.

-- Data Not Available




### Postsecondary Education and Training Immediately After High School

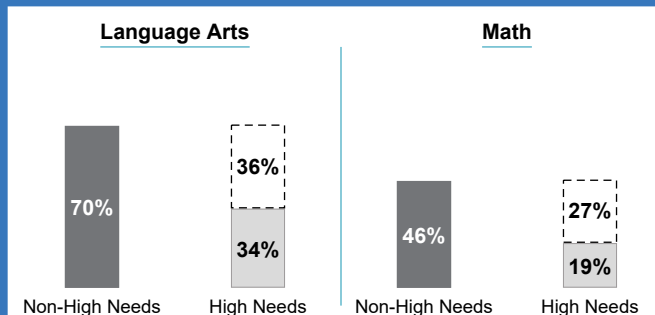
Percent of graduates enrolling in a postsecondary educational institution by the following fall.



-- Data is unavailable, not applicable, or suppressed. <sup>#</sup> Percentages may not be exact due to rounding.

### Equity in Student Learning<sup>#</sup>

-  **Non-High Needs:** Percent of students demonstrating proficiency who are not High Needs.
-  **High Needs:** Percent of students demonstrating proficiency who are English Learner, Economically Disadvantaged, and/or Special Education students.
-  **Achievement Gap:** Difference in proficiency rates between Non-High Needs and High Needs students.



Strive HI data are also reported by key student characteristics (e.g., High Needs subgroup, major race/ethnicity).

<https://adc.hidoe.us>