



# 2024-25 Strive HI School Performance Report

## Alaka'i O Kaua'i Charter School

### About Strive HI

The Hawai'i State Department of Education releases an annual report on the performance of the state's public schools, known as Strive HI. This report informs educators, parents, community members, and policymakers, of progress on the student learning goals outlined in the Board-approved Strategic Plan.

For Strive HI reports about statewide performance, other schools and technical information, visit <https://hawaiipublicschools.org/about/organization/strive-hi-dashboard/>.

For more information about the 2023-29 Strategic Plan, visit <https://go.hidoe.us/2023-29-Strategic-Plan>.

Additional reports about schools are available at <https://arch.k12.hi.us> or at school's websites.

This report is produced by the Hawai'i State Department of Education Office of Strategy, Innovation and Performance.

Email: [osip-accountability.support@k12.hi.us](mailto:osip-accountability.support@k12.hi.us)

Run Date: September 7, 2025

### Our Students

High Needs Subgroup	Number of Students	Percentage
Economically Disadvantaged	57	24%
Special Education	13	5%
English Learners	--	--

Major Race/Ethnicities	Number of Students	Percentage
Asian (Excluding Filipino)	23	10%
Black	7	3%
Filipino	7	3%
Hispanic	1	0%
Native Hawaiian	26	11%
Pacific Islander	0	0%
White	169	70%

### Our Story

Alaka'i O Kaua'i Public Charter School, a tuition-free school serving Kindergarten-7th grade on Kaua'i, opened in August 2018. The school's curriculum is built on three core components: Project-Based Learning (PBL), Social Emotional Learning (SEL), and Individualized Learning Plans (ILPs). PBL engages students through hands-on, collaborative projects that foster real-world application of curriculum and develop valuable skills like research, self-discovery, and leadership. SEL focuses on developing emotional intelligence, life skills, and community engagement, recognizing that academic success is only one aspect of a well-rounded education. ILPs personalize learning goals and instruction for each student, emphasizing interest-driven, peer-supported learning with powerful outcomes.

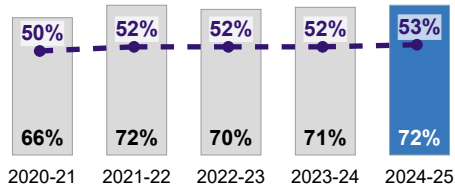
### Our School

Grades	K-8
Enrollment	242
Principal	Paul Zina
Phone	808-635-5110

Website: <https://alakaiokauai.org>

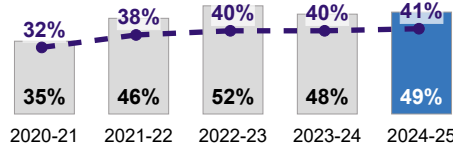
### Language Arts Proficiency

Percent of students demonstrating proficiency on statewide language arts assessments.



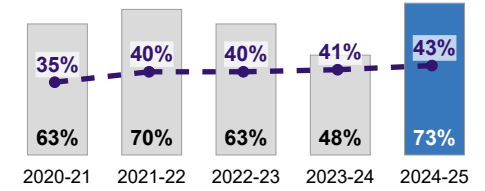
### Math Proficiency

Percent of students demonstrating proficiency on statewide mathematics assessments.



### Science Proficiency

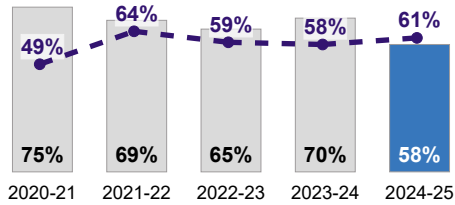
Percent of students demonstrating proficiency on statewide science assessments.



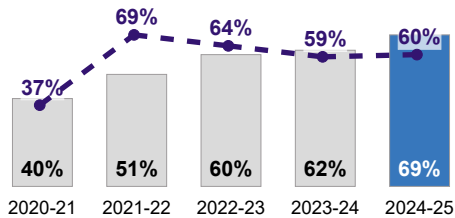
### Academic Growth

Percent of students making "typical" or better student growth from prior year (based on pre-pandemic growth on the Smarter Balanced Assessment).

#### Language Arts

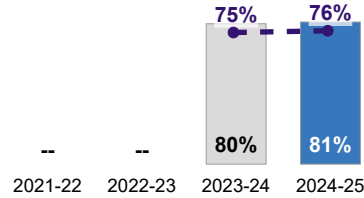


#### Math



### Regular Attendance

Percent of students attending 90% of instructional days.



Data reflects post-pandemic return to in-person learning. Data is unavailable for charter schools before 2023-24.

### On-Time High School Graduation

Percent of students graduating with a high school diploma on-time (i.e., 4 year adjusted cohort graduation rate).

-- Data Not Available

### Extended High School Completion<sup>#</sup>

Percent of students earning a high school diploma, Certificate of Completion, or Community School for Adults Diploma (i.e., GED, HiSET) within 5 years of high school.

-- Data Not Available

### Postsecondary Education and Training Immediately After High School

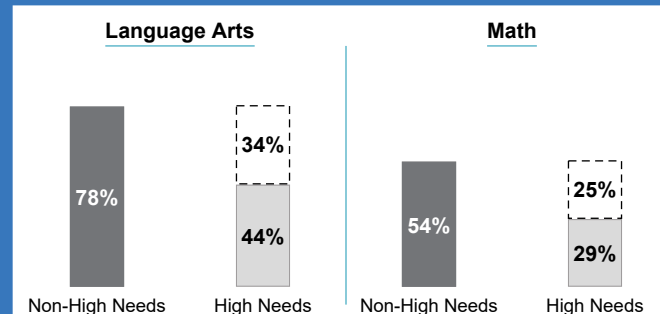
Percent of graduates enrolling in a postsecondary educational institution by the following fall.

-- Data Not Available

-- Data is unavailable, not applicable, or suppressed. <sup>#</sup> Percentages may not be exact due to rounding.

### Equity in Student Learning<sup>#</sup>

- Non-High Needs:** Percent of students demonstrating proficiency who are not High Needs.
- High Needs:** Percent of students demonstrating proficiency who are English Learner, Economically Disadvantaged, and/or Special Education students.
- Achievement Gap:** Difference in proficiency rates between Non-High Needs and High Needs students.



Strive HI data are also reported by key student characteristics (e.g., High Needs subgroup, major race/ethnicity).

<https://adc.hidoe.us>