



2024-25 Strive HI School Performance Report

Ke Kula Niihau o Kekaha - LPCS

About Strive HI

The Hawai'i State Department of Education releases an annual report on the performance of the state's public schools, known as Strive HI. This report informs educators, parents, community members, and policymakers, of progress on the student learning goals outlined in the Board-approved Strategic Plan.

For Strive HI reports about statewide performance, other schools and technical information, visit <https://hawaiipublicschools.org/about/organization/strive-hi-dashboard/>.

For more information about the 2023-29 Strategic Plan, visit <https://go.hidoe.us/2023-29-Strategic-Plan>.

Additional reports about schools are available at <https://arch.k12.hi.us> or at school's websites.

This report is produced by the Hawai'i State Department of Education Office of Strategy, Innovation and Performance.

Email: osip-accountability.support@k12.hi.us

Run Date: September 7, 2025

Our Students

High Needs Subgroup	Number of Students	Percentage
Economically Disadvantaged	26	60%
Special Education	--	--
English Learners	--	--

Major Race/Ethnicities	Number of Students	Percentage
Asian (Excluding Filipino)	0	0%
Black	0	0%
Filipino	2	5%
Hispanic	0	0%
Native Hawaiian	41	95%
Pacific Islander	0	0%
White	0	0%

Our Story

Ke Kula Niihau O Kekaha will perpetuate and strengthen the language and culture of Niihau among the children and youth of the Niihau community living on Kauai, as well as meet the special needs of this community by providing an education which results in a positive attitude toward a lifelong search for knowledge and preparing students for success in today's world of rapid change and technology.

A Ke Kula Niihau O Kekaha graduate is a proficient communicator in Niihau and English prepared for success in college and/or career.

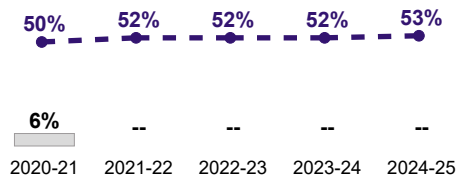
Our School

Grades	K-12
Enrollment	43
Principal	Tia Koerte
Phone	808-337-0481

Website: <https://www.kknok.org>

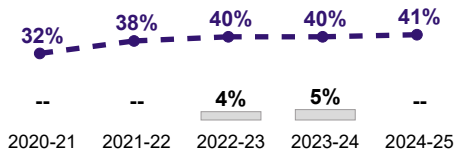
Language Arts Proficiency

Percent of students demonstrating proficiency on statewide language arts assessments.



Math Proficiency

Percent of students demonstrating proficiency on statewide mathematics assessments.



Science Proficiency

Percent of students demonstrating proficiency on statewide science assessments.

-- Data Not Available

Academic Growth

Percent of students making "typical" or better student growth from prior year (based on pre-pandemic growth on the Smarter Balanced Assessment).

Language Arts

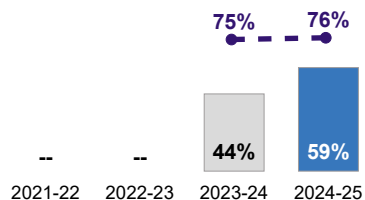
-- Data Not Available

Math

-- Data Not Available

Regular Attendance

Percent of students attending 90% of instructional days.



Data reflects post-pandemic return to in-person learning. Data is unavailable for charter schools before 2023-24.

On-Time High School Graduation

Percent of students graduating with a high school diploma on-time (i.e., 4 year adjusted cohort graduation rate).

-- Data Not Available

Extended High School Completion[#]

Percent of students earning a high school diploma, Certificate of Completion, or Community School for Adults Diploma (i.e., GED, HiSET) within 5 years of high school.

-- Data Not Available


Postsecondary Education and Training Immediately After High School

Percent of graduates enrolling in a postsecondary educational institution by the following fall.

-- Data Not Available

-- Data is unavailable, not applicable, or suppressed. [#] Percentages may not be exact due to rounding.

Equity in Student Learning[#]

 **Non-High Needs:** Percent of students demonstrating proficiency who are not High Needs.

 **High Needs:** Percent of students demonstrating proficiency who are English Learner, Economically Disadvantaged, and/or Special Education students.

 **Achievement Gap:** Difference in proficiency rates between Non-High Needs and High Needs students.

Language Arts

Math



Strive HI data are also reported by key student characteristics (e.g., High Needs subgroup, major race/ethnicity).

<https://adc.hidoe.us>