



2024-25 Strive HI School Performance Report

Innovations Public Charter School

About Strive HI

The Hawai'i State Department of Education releases an annual report on the performance of the state's public schools, known as Strive HI. This report informs educators, parents, community members, and policymakers, of progress on the student learning goals outlined in the Board-approved Strategic Plan.

For Strive HI reports about statewide performance, other schools and technical information, visit <https://hawaiipublicschools.org/about/organization/strive-hi-dashboard/>.

For more information about the 2023-29 Strategic Plan, visit <https://go.hidoe.us/2023-29-Strategic-Plan>.

Additional reports about schools are available at <https://arch.k12.hi.us> or at school's websites.

This report is produced by the Hawai'i State Department of Education Office of Strategy, Innovation and Performance.

Email: osip-accountability.support@k12.hi.us

Run Date: September 7, 2025

Our Students

High Needs Subgroup	Number of Students	Percentage
Economically Disadvantaged	103	43%
Special Education	12	5%
English Learners	--	--

Major Race/Ethnicities	Number of Students	Percentage
Asian (Excluding Filipino)	45	19%
Black	3	1%
Filipino	9	4%
Hispanic	8	3%
Native Hawaiian	33	14%
Pacific Islander	10	4%
White	128	53%

Our Story

Located in Kailua-Kona on the Big Island of Hawaii, Innovations Public Charter School (IPCS) serves Grades K-8. IPCS engages students with real-world problems to enhance critical thinking, creativity, and communication skills, supported by Social-Emotional Learning to build self-awareness, empathy, and resilience.

Known for its student-centered, multi-age groupings, inquiry-based learning, and thematic curriculum, IPCS integrates arts and technology while encouraging parent participation and maintaining a caring staff. The school offers rich programs in music, drama, and visual arts, along with enrichment activities in sports, community, and Hawaiian culture. IPCS fosters a vibrant, collaborative community where students, educators, and families work together to support the whole child—body, mind, and spirit. Our mission drives all aspects of our educational and operational strategy, aiming to educate the whole child – body, mind, and spirit.

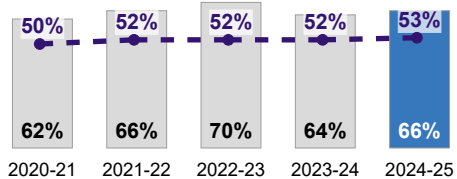
Our School

Grades	K-8
Enrollment	241
Principal	Jennifer Hiro
Phone	808-331-3130

Website: <https://www.ipcs.info>

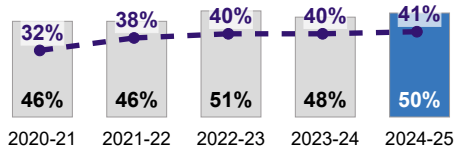
Language Arts Proficiency

Percent of students demonstrating proficiency on statewide language arts assessments.



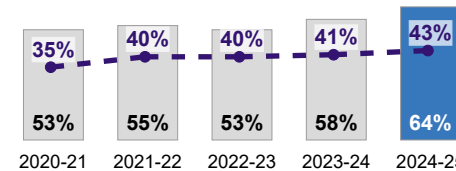
Math Proficiency

Percent of students demonstrating proficiency on statewide mathematics assessments.



Science Proficiency

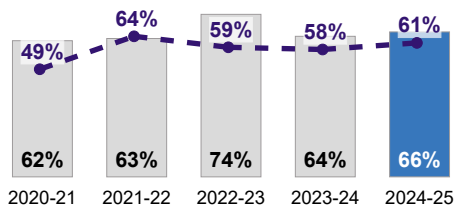
Percent of students demonstrating proficiency on statewide science assessments.



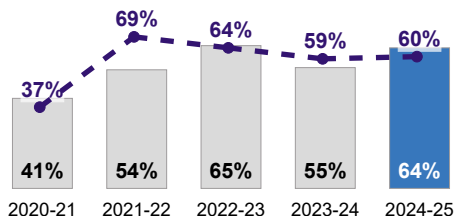
Academic Growth

Percent of students making "typical" or better student growth from prior year (based on pre-pandemic growth on the Smarter Balanced Assessment).

Language Arts

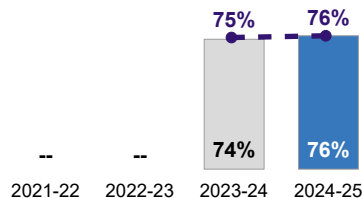


Math



Regular Attendance

Percent of students attending 90% of instructional days.



Data reflects post-pandemic return to in-person learning. Data is unavailable for charter schools before 2023-24.

On-Time High School Graduation

Percent of students graduating with a high school diploma on-time (i.e., 4 year adjusted cohort graduation rate).

-- Data Not Available

Extended High School Completion[#]

Percent of students earning a high school diploma, Certificate of Completion, or Community School for Adults Diploma (i.e., GED, HiSET) within 5 years of high school.

-- Data Not Available




Postsecondary Education and Training Immediately After High School

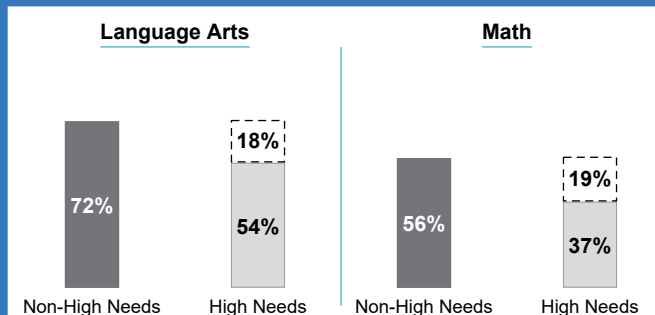
Percent of graduates enrolling in a postsecondary educational institution by the following fall.

-- Data Not Available

-- Data is unavailable, not applicable, or suppressed. [#] Percentages may not be exact due to rounding.

Equity in Student Learning[#]

-  **Non-High Needs:** Percent of students demonstrating proficiency who are not High Needs.
-  **High Needs:** Percent of students demonstrating proficiency who are English Learner, Economically Disadvantaged, and/or Special Education students.
-  **Achievement Gap:** Difference in proficiency rates between Non-High Needs and High Needs students.



Strive HI data are also reported by key student characteristics (e.g., High Needs subgroup, major race/ethnicity).

<https://adc.hidoe.us>