



2024-25 Strive HI School Performance Report

Ke Kula 'o Samuel M. Kamakau Laboratory Public Charter School

About Strive HI

The Hawai'i State Department of Education releases an annual report on the performance of the state's public schools, known as Strive HI. This report informs educators, parents, community members, and policymakers, of progress on the student learning goals outlined in the Board-approved Strategic Plan.

For Strive HI reports about statewide performance, other schools and technical information, visit <https://hawaiipublicschools.org/about/organization/strive-hi-dashboard/>.

For more information about the 2023-29 Strategic Plan, visit <https://go.hidoe.us/2023-29-Strategic-Plan>.

Additional reports about schools are available at <https://arch.k12.hi.us> or at school's websites.

This report is produced by the Hawai'i State Department of Education Office of Strategy, Innovation and Performance.

Email: osip-accountability.support@k12.hi.us

Run Date: September 7, 2025

Our Students

High Needs Subgroup	Number of Students	Percentage
Economically Disadvantaged	62	42%
Special Education	--	--
English Learners	0	0%

Major Race/Ethnicities	Number of Students	Percentage
Asian (Excluding Filipino)	14	10%
Black	1	1%
Filipino	5	3%
Hispanic	0	0%
Native Hawaiian	111	76%
Pacific Islander	3	2%
White	6	4%

Our School

Grades	K-12
Enrollment	146
Principal	Meahilahila Kelling
Phone	808-235-9175

Website: <https://www.kamakau.com>

Our Story

Mission

'O ko makou ala nu'ukia ka malama 'ana i honua maui ola i waiwai i ka 'ike o nā kupuna a me ka lawena aloha a na kupuna i mea e lei ai kakou i ka lei o ka lanakila.

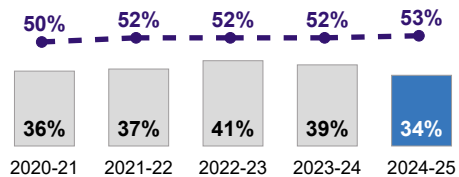
Our mission is to foster success for all members of our learning community by providing a culturally healthy and responsive learning environment.

Ke Kula 'o Samuel M. Kamakau Laboratory Public Charter School is a family-based, Hawaiian language medium school offering a comprehensive multi-level (PK through Secondary) educational program. Ke Kula 'o Kamakau was initially established in January 2000 in response to the expressed needs of Native Hawaiian families to increase student achievement through culture-based education while addressing the educational needs of multi-generations of learners.

All classroom instruction is delivered in the Hawaiian Language until the 5th grade, when students receive formal English instruction for an hour each day. Therefore, Kamakau highly encourages the administration of Hawaiian language assessments as a measure of our students' success and relies on multiple measures to show true performance.

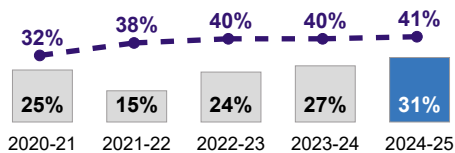
Language Arts Proficiency

Percent of students demonstrating proficiency on statewide language arts assessments.



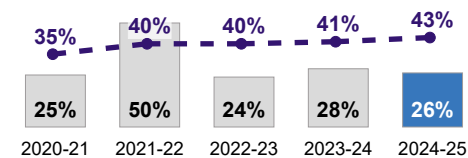
Math Proficiency

Percent of students demonstrating proficiency on statewide mathematics assessments.



Science Proficiency

Percent of students demonstrating proficiency on statewide science assessments.



Academic Growth

Percent of students making "typical" or better student growth from prior year (based on pre-pandemic growth on the Smarter Balanced Assessment).

Language Arts

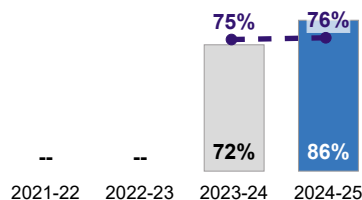
-- Data Not Available

Math

-- Data Not Available

Regular Attendance

Percent of students attending 90% of instructional days.



Data reflects post-pandemic return to in-person learning. Data is unavailable for charter schools before 2023-24.

On-Time High School Graduation

Percent of students graduating with a high school diploma on-time (i.e., 4 year adjusted cohort graduation rate).

-- Data Not Available

Extended High School Completion[#]

Percent of students earning a high school diploma, Certificate of Completion, or Community School for Adults Diploma (i.e., GED, HiSET) within 5 years of high school.

-- Data Not Available

Postsecondary Education and Training Immediately After High School

Percent of graduates enrolling in a postsecondary educational institution by the following fall.

-- Data Not Available

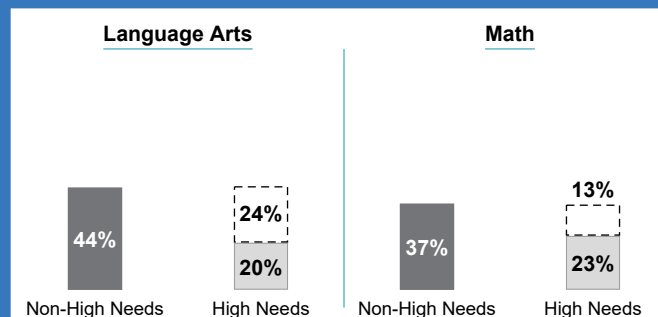
-- Data is unavailable, not applicable, or suppressed. [#] Percentages may not be exact due to rounding.

Equity in Student Learning[#]

Non-High Needs: Percent of students demonstrating proficiency who are not High Needs.

High Needs: Percent of students demonstrating proficiency who are English Learner, Economically Disadvantaged, and/or Special Education students.

Achievement Gap: Difference in proficiency rates between Non-High Needs and High Needs students.



Strive HI data are also reported by key student characteristics (e.g., High Needs subgroup, major race/ethnicity).

<https://adc.hidoe.us>