



2024-25 Strive HI School Performance Report

Hakipu'u Academy

About Strive HI

The Hawai'i State Department of Education releases an annual report on the performance of the state's public schools, known as Strive HI. This report informs educators, parents, community members, and policymakers, of progress on the student learning goals outlined in the Board-approved Strategic Plan.

For Strive HI reports about statewide performance, other schools and technical information, visit <https://hawaiipublicschools.org/about/organization/strive-hi-dashboard/>.

For more information about the 2023-29 Strategic Plan, visit <https://go.hidoe.us/2023-29-Strategic-Plan>.

Additional reports about schools are available at <https://arch.k12.hi.us> or at school's websites.

This report is produced by the Hawai'i State Department of Education Office of Strategy, Innovation and Performance.

Email: osip-accountability.support@k12.hi.us

Run Date: November 21, 2025

Our Students

High Needs Subgroup	Number of Students	Percentage
Economically Disadvantaged	26	47%
Special Education	21	38%
English Learners	0	0%

Major Race/Ethnicities	Number of Students	Percentage
Asian (Excluding Filipino)	5	9%
Black	0	0%
Filipino	0	0%
Hispanic	0	0%
Native Hawaiian	37	67%
Pacific Islander	4	7%
White	9	16%

Our Story

Our story begins 25 years ago as one of the first charter-schools in the Hawai'i Department of Education. Hakipu'u Academy was originally named Hakipu'u Learning Center and was founded by Charlene and Calvin Hoe. In Hawai'i, the name of something has a genealogy attached to it with historical significance forging a sense of self and identity to the community it belongs to. When a name is recognized, specific things, people, places and stories are reflected upon and emotions come to surface. The name changed to our school is just that; a change of our story.

Although our story has changed; new leadership, faces, structure, and implementations, our history will always remain as the foundation on which our story was built. Although our story includes some losses over the years, we see them as opportunities to grow. We are in our strongest united front in Hakipu'u history with the kumu and leadership needed to move our school from survival mode into one that thrives.

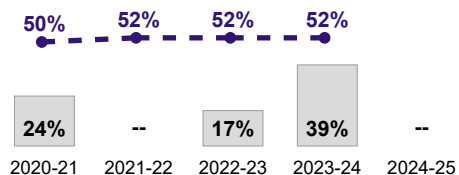
Our School

Grades	7-12
Enrollment	55
Principal	Michael Nakasato
Phone	808-235-9155

Website: <https://www.hakipuu.org>

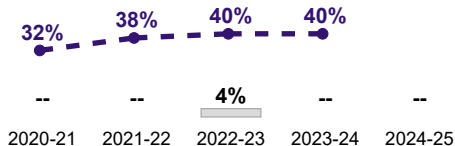
Language Arts Proficiency

Percent of students demonstrating proficiency on statewide language arts assessments.



Math Proficiency

Percent of students demonstrating proficiency on statewide mathematics assessments.



Science Proficiency

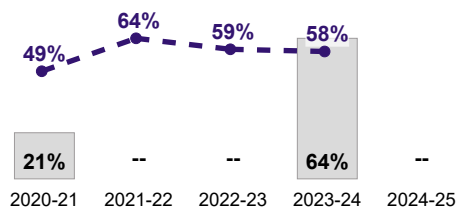
Percent of students demonstrating proficiency on statewide science assessments.

-- Data Not Available

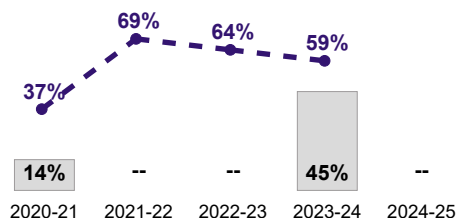
Academic Growth

Percent of students making "typical" or better student growth from prior year (based on pre-pandemic growth on the Smarter Balanced Assessment).

Language Arts




Math



Regular Attendance

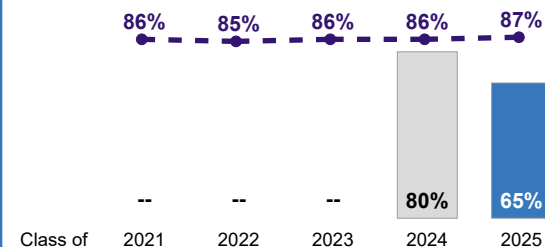
Percent of students attending 90% of instructional days.



Data reflects post-pandemic return to in-person learning. Data is unavailable for charter schools before 2023-24.

On-Time High School Graduation

Percent of students graduating with a high school diploma on-time (i.e., 4 year adjusted cohort graduation rate).



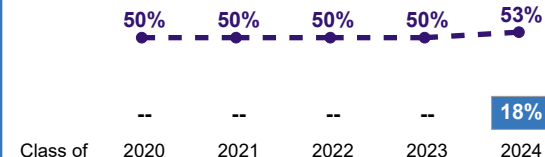
Extended High School Completion[#]

Percent of students earning a high school diploma, Certificate of Completion, or Community School for Adults Diploma (i.e., GED, HiSET) within 5 years of high school.

-- Data Not Available

Postsecondary Education and Training Immediately After High School

Percent of graduates enrolling in a postsecondary educational institution by the following fall.



-- Data is unavailable, not applicable, or suppressed. [#] Percentages may not be exact due to rounding.

Equity in Student Learning[#]

Non-High Needs: Percent of students demonstrating proficiency who are not High Needs.

High Needs: Percent of students demonstrating proficiency who are English Learner, Economically Disadvantaged, and/or Special Education students.

Achievement Gap: Difference in proficiency rates between Non-High Needs and High Needs students.

Language Arts

Math



Strive HI data are also reported by key student characteristics (e.g., High Needs subgroup, major race/ethnicity).

<https://adc.hidoe.us>