



2024-25 Strive HI School Performance Report

Ka Waihona o ka Na‘auao Public Charter School

About Strive HI

The Hawai‘i State Department of Education releases an annual report on the performance of the state's public schools, known as Strive HI. This report informs educators, parents, community members, and policymakers, of progress on the student learning goals outlined in the Board-approved Strategic Plan.

For Strive HI reports about statewide performance, other schools and technical information, visit <https://hawaiipublicschools.org/about/organization/strive-hi-dashboard/>.

For more information about the 2023-29 Strategic Plan, visit <https://go.hidoe.us/2023-29-Strategic-Plan>.

Additional reports about schools are available at <https://arch.k12.hi.us> or at school's websites.

This report is produced by the Hawai‘i State Department of Education Office of Strategy, Innovation and Performance.

Email: osip-accountability.support@k12.hi.us

Run Date: September 7, 2025

Our Students

High Needs Subgroup	Number of Students	Percentage
Economically Disadvantaged	446	63%
Special Education	51	7%
English Learners	--	--

Major Race/Ethnicities	Number of Students	Percentage
Asian (Excluding Filipino)	10	1%
Black	1	0%
Filipino	28	4%
Hispanic	6	1%
Native Hawaiian	593	84%
Pacific Islander	33	5%
White	34	5%

Our Story

Ka Waihona o ka Na‘auao Public Charter School (KWON) in Nānākuli, O‘ahu, provides a unique educational experience tailored to the needs of its community. KWON's mission is to foster student growth by embracing Hawaiian cultural values and responding to the learning styles and aspirations of its families. The school's curriculum centers on three core tenets: Hawaiian Cultural Awareness, Academic Excellence, and Social Confidence.

KWON offers a cultural immersion program through Papahana Kahuewai, where students learn ‘Ōlelo Hawai‘i, Hula, agriculture, and music. It has also opened Papahana Kaiapuni, a Hawaiian Language Immersion program.

The school hosts various events celebrating Hawaiian culture, including a statewide Makahiki competition, Kingdom holiday celebrations, and community camps promoting traditional Hawaiian clothing. KWON aims to be a community hub for development and innovation, engaging in strategic planning with its community in this upcoming school year.

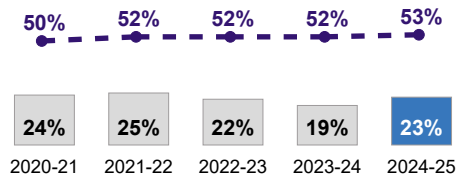
Our School

Grades	K-8
Enrollment	707
Principal	Gary Krug
Phone	808-668-9030

Website: <https://www.kawaihonapcs.org>

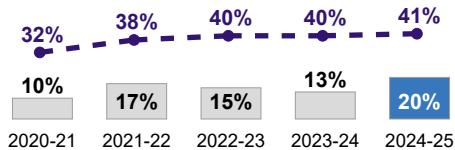
Language Arts Proficiency

Percent of students demonstrating proficiency on statewide language arts assessments.



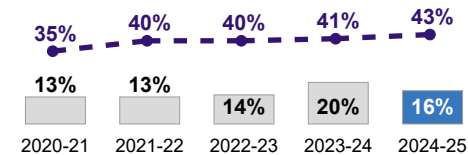
Math Proficiency

Percent of students demonstrating proficiency on statewide mathematics assessments.



Science Proficiency

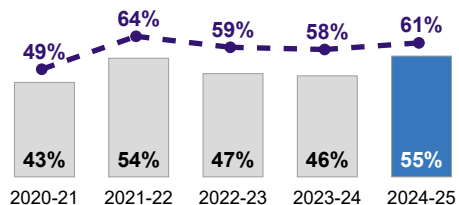
Percent of students demonstrating proficiency on statewide science assessments.



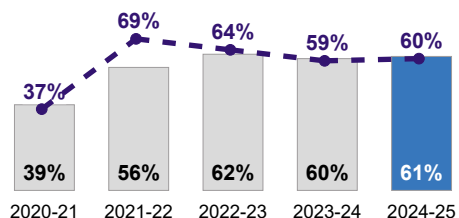
Academic Growth

Percent of students making "typical" or better student growth from prior year (based on pre-pandemic growth on the Smarter Balanced Assessment).

Language Arts

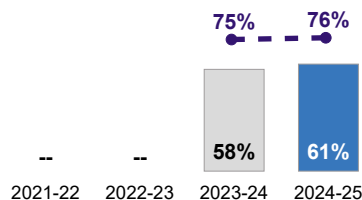


Math



Regular Attendance

Percent of students attending 90% of instructional days.



Data reflects post-pandemic return to in-person learning. Data is unavailable for charter schools before 2023-24.

On-Time High School Graduation

Percent of students graduating with a high school diploma on-time (i.e., 4 year adjusted cohort graduation rate).

-- Data Not Available

Extended High School Completion[#]

Percent of students earning a high school diploma, Certificate of Completion, or Community School for Adults Diploma (i.e., GED, HiSET) within 5 years of high school.

-- Data Not Available

Postsecondary Education and Training Immediately After High School

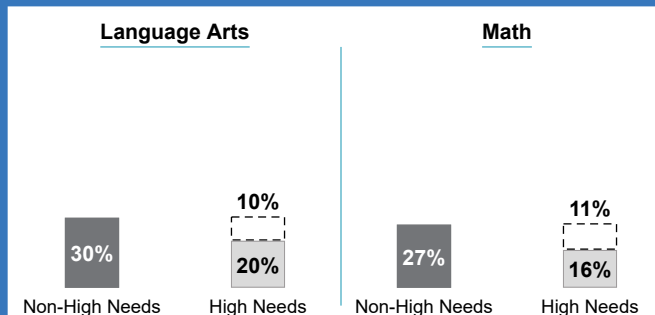
Percent of graduates enrolling in a postsecondary educational institution by the following fall.

-- Data Not Available

-- Data is unavailable, not applicable, or suppressed. [#] Percentages may not be exact due to rounding.

Equity in Student Learning[#]

- Non-High Needs:** Percent of students demonstrating proficiency who are not High Needs.
- High Needs:** Percent of students demonstrating proficiency who are English Learner, Economically Disadvantaged, and/or Special Education students.
- Achievement Gap:** Difference in proficiency rates between Non-High Needs and High Needs students.



Strive HI data are also reported by key student characteristics (e.g., High Needs subgroup, major race/ethnicity).

<https://adc.hidoe.us>