



2024-25 Strive HI School Performance Report

Hālau Kū Māna Public Charter School

About Strive HI

The Hawai'i State Department of Education releases an annual report on the performance of the state's public schools, known as Strive HI. This report informs educators, parents, community members, and policymakers, of progress on the student learning goals outlined in the Board-approved Strategic Plan.

For Strive HI reports about statewide performance, other schools and technical information, visit <https://hawaiipublicschools.org/about/organization/strive-hi-dashboard/>.

For more information about the 2023-29 Strategic Plan, visit <https://go.hidoe.us/2023-29-Strategic-Plan>.

Additional reports about schools are available at <https://arch.k12.hi.us> or at school's websites.

This report is produced by the Hawai'i State Department of Education Office of Strategy, Innovation and Performance.

Email: osip-accountability.support@k12.hi.us

Run Date: November 21, 2025

Our Students

High Needs Subgroup	Number of Students	Percentage
Economically Disadvantaged	40	30%
Special Education	17	13%
English Learners	--	--

Major Race/Ethnicities	Number of Students	Percentage
Asian (Excluding Filipino)	5	4%
Black	4	3%
Filipino	11	8%
Hispanic	0	0%
Native Hawaiian	95	72%
Pacific Islander	7	5%
White	9	7%

Our Story

Hālau Kū Māna (HKM) was founded in 2001 as part of the Hawai'i charter school movement to connect education with ancestral knowledge and the well-being of the lāhui. Designed to serve Native Hawaiian youth, HKM's vision is to foster individual and community healing and empowerment by developing lifelong learners who act in pono ways, recognize strengths, and address challenges for positive, systemic change.

Located in Makiki Valley, the campus features gardens, a stream, forests, and mountains, offering a rich place-based and cultural learning setting. This and other off-campus sites across O'ahu are essential for culturally grounded curriculum. By integrating Hawaiian perspectives with academic content, HKM students can engage deeply with 'āina and culture and are prepared for college, careers, and community involvement.

HKM strives to accomplish this through a tri-fold mission:

Ho'okumu: Grounding students in ancestral knowledge and academic skills.

Ho'okele: Bridging ancestral wisdom with others for personal and community goals.

Ho'omāna: Providing sustenance and empowerment across cognitive, emotional, spiritual, and physical piko.

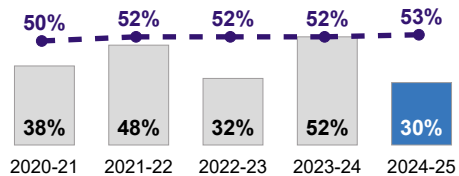
Our School

Grades	6-12
Enrollment	132
Principal	Lori Pereira
Phone	808-945-1600

Website: <https://www.halaukumana.org>

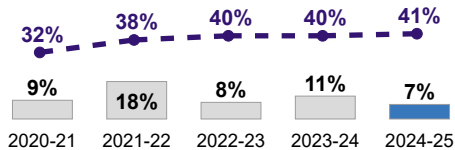
Language Arts Proficiency

Percent of students demonstrating proficiency on statewide language arts assessments.



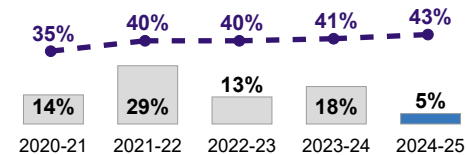
Math Proficiency

Percent of students demonstrating proficiency on statewide mathematics assessments.



Science Proficiency

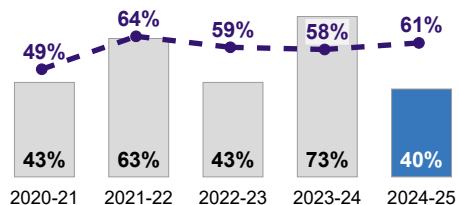
Percent of students demonstrating proficiency on statewide science assessments.



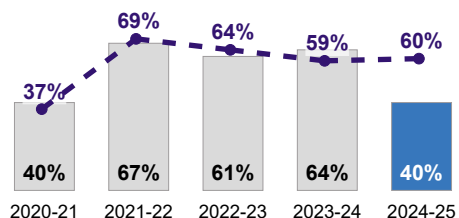
Academic Growth

Percent of students making "typical" or better student growth from prior year (based on pre-pandemic growth on the Smarter Balanced Assessment).

Language Arts

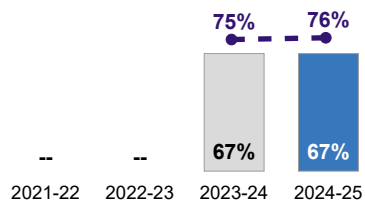


Math



Regular Attendance

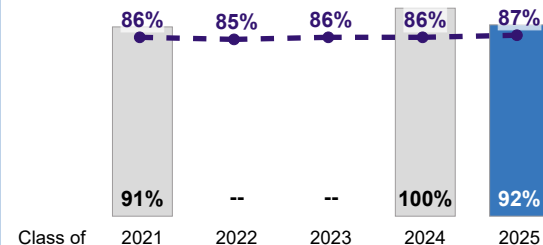
Percent of students attending 90% of instructional days.



Data reflects post-pandemic return to in-person learning. Data is unavailable for charter schools before 2023-24.

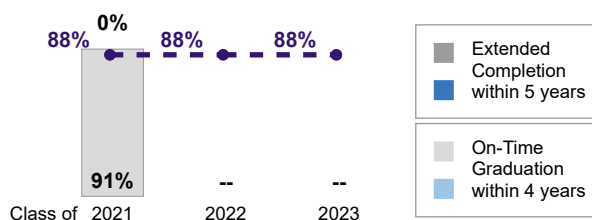
On-Time High School Graduation

Percent of students graduating with a high school diploma on-time (i.e., 4 year adjusted cohort graduation rate).



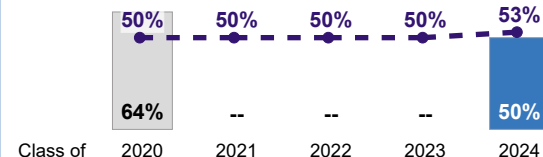
Extended High School Completion[#]

Percent of students earning a high school diploma, Certificate of Completion, or Community School for Adults Diploma (i.e., GED, HiSET) within 5 years of high school.






Postsecondary Education and Training Immediately After High School

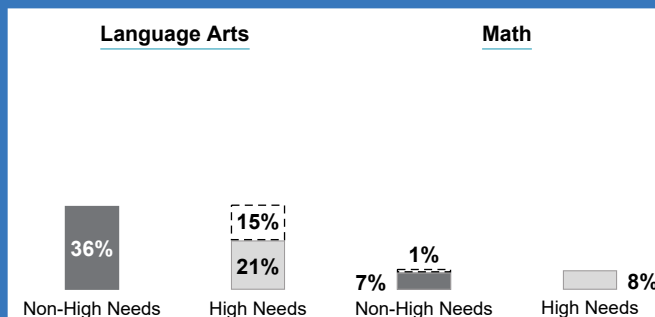
Percent of graduates enrolling in a postsecondary educational institution by the following fall.



-- Data is unavailable, not applicable, or suppressed. # Percentages may not be exact due to rounding.

Equity in Student Learning[#]

-  **Non-High Needs:** Percent of students demonstrating proficiency who are not High Needs.
-  **High Needs:** Percent of students demonstrating proficiency who are English Learner, Economically Disadvantaged, and/or Special Education students.
-  **Achievement Gap:** Difference in proficiency rates between Non-High Needs and High Needs students.



Strive HI data are also reported by key student characteristics (e.g., High Needs subgroup, major race/ethnicity).

<https://adc.hidoe.us>