



2024-25 Strive HI School Performance Report

Kualapu‘u Conversion Charter School

About Strive HI

The Hawai‘i State Department of Education releases an annual report on the performance of the state's public schools, known as Strive HI. This report informs educators, parents, community members, and policymakers, of progress on the student learning goals outlined in the Board-approved Strategic Plan.

For Strive HI reports about statewide performance, other schools and technical information, visit <https://hawaiipublicschools.org/about/organization/strive-hi-dashboard/>.

For more information about the 2023-29 Strategic Plan, visit <https://go.hidoe.us/2023-29-Strategic-Plan>.

Additional reports about schools are available at <https://arch.k12.hi.us> or at school's websites.

This report is produced by the Hawai‘i State Department of Education Office of Strategy, Innovation and Performance.

Email: osip-accountability.support@k12.hi.us

Run Date: September 7, 2025

Our Students

High Needs Subgroup	Number of Students	Percentage
Economically Disadvantaged	250	86%
Special Education	28	10%
English Learners	--	--

Major Race/Ethnicities	Number of Students	Percentage
Asian (Excluding Filipino)	4	1%
Black	0	0%
Filipino	7	2%
Hispanic	0	0%
Native Hawaiian	262	90%
Pacific Islander	4	1%
White	12	4%

Our Story

“To build a strong foundation for lifelong learning so with proper nurturing our keiki will be able to discover and grow, develop skills and confidence, and, like the ‘uala, withstand adversity and thrive in an ever-changing world.”

Students from Kualapuu School students will exhibit the rigorous outcomes expected by the Common Core Standards in a learning environment; be instructed by curricula that is researched, and outcomes based; and learn in a safe environment that promotes the Hawaiian and all other cultural values needed to thrive in an ever changing world.

Students from Kula Kaiapuni o Kualapuu will become proficient in the Hawaiian language through instructional practices that are culturally appropriate, researched, and outcomes based; exhibit the rigorous outcomes expected by the Common Core; and learn in a safe and positive learning environment embedded in Hawaiian cultural values, protocols, and language.

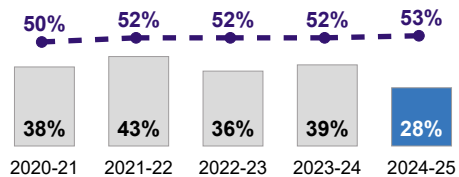
Our School

Grades	K-6
Enrollment	290
Principal	Kaala Camara
Phone	808-567-6900

Website: <https://www.kualapuucharterschool.org>

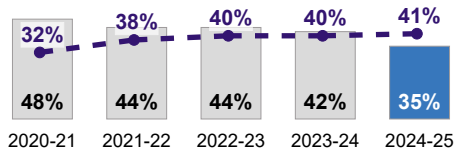
Language Arts Proficiency

Percent of students demonstrating proficiency on statewide language arts assessments.



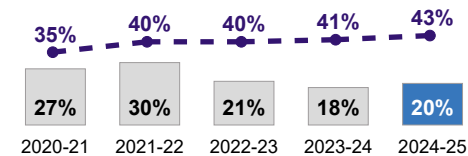
Math Proficiency

Percent of students demonstrating proficiency on statewide mathematics assessments.



Science Proficiency

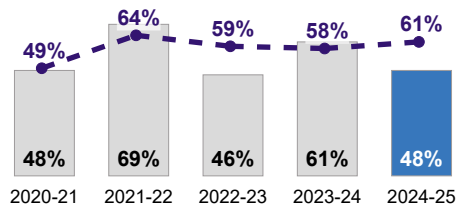
Percent of students demonstrating proficiency on statewide science assessments.



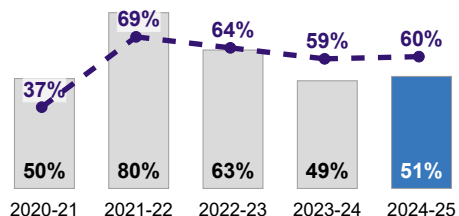
Academic Growth

Percent of students making "typical" or better student growth from prior year (based on pre-pandemic growth on the Smarter Balanced Assessment).

Language Arts

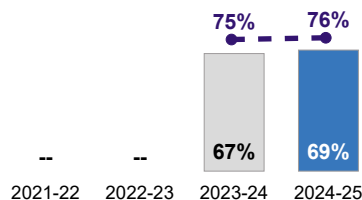


Math



Regular Attendance

Percent of students attending 90% of instructional days.



Data reflects post-pandemic return to in-person learning. Data is unavailable for charter schools before 2023-24.

On-Time High School Graduation

Percent of students graduating with a high school diploma on-time (i.e., 4 year adjusted cohort graduation rate).

-- Data Not Available

Extended High School Completion[#]

Percent of students earning a high school diploma, Certificate of Completion, or Community School for Adults Diploma (i.e., GED, HiSET) within 5 years of high school.

-- Data Not Available

Postsecondary Education and Training Immediately After High School

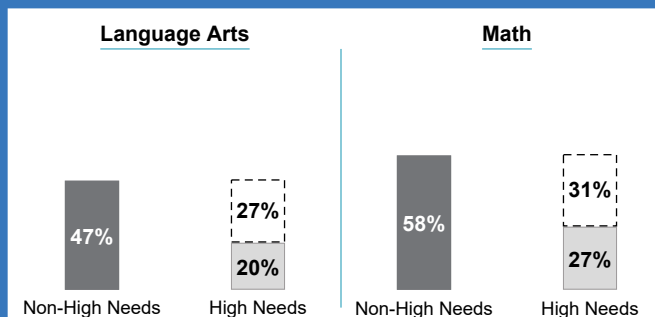
Percent of graduates enrolling in a postsecondary educational institution by the following fall.

-- Data Not Available

-- Data is unavailable, not applicable, or suppressed. [#] Percentages may not be exact due to rounding.

Equity in Student Learning[#]

- Non-High Needs:** Percent of students demonstrating proficiency who are not High Needs.
- High Needs:** Percent of students demonstrating proficiency who are English Learner, Economically Disadvantaged, and/or Special Education students.
- Achievement Gap:** Difference in proficiency rates between Non-High Needs and High Needs students.



Strive HI data are also reported by key student characteristics (e.g., High Needs subgroup, major race/ethnicity).

<https://adc.hidoe.us>