



# 2024-25 Strive HI School Performance Report

## Laupāhoehoe Community PCS

### About Strive HI

The Hawai'i State Department of Education releases an annual report on the performance of the state's public schools, known as Strive HI. This report informs educators, parents, community members, and policymakers, of progress on the student learning goals outlined in the Board-approved Strategic Plan.

For Strive HI reports about statewide performance, other schools and technical information, visit <https://hawaiipublicschools.org/about/organization/strive-hi-dashboard/>.

For more information about the 2023-29 Strategic Plan, visit <https://go.hidoe.us/2023-29-Strategic-Plan>.

Additional reports about schools are available at <https://arch.k12.hi.us> or at school's websites.

This report is produced by the Hawai'i State Department of Education Office of Strategy, Innovation and Performance.

Email: [osip-accountability.support@k12.hi.us](mailto:osip-accountability.support@k12.hi.us)

Run Date: November 21, 2025

### Our Students

High Needs Subgroup	Number of Students	Percentage
Economically Disadvantaged	219	72%
Special Education	43	14%
English Learners	--	--

Major Race/Ethnicities	Number of Students	Percentage
Asian (Excluding Filipino)	6	2%
Black	5	2%
Filipino	36	12%
Hispanic	25	8%
Native Hawaiian	56	18%
Pacific Islander	12	4%
White	131	43%

### Our Story

Laupāhoehoe is in the district of North Hilo, known as Hilo Palikū (the upright sea cliffs of Hilo). Laupāhoehoe School (LS) opened in 1883 at Laupāhoehoe Point and quickly became the epicenter of the community. In 1946 a tsunami severely damaged the school, destroyed much of the original town of Laupāhoehoe, and took the lives of twenty four LS students and teachers. As a result of that tragedy, a new school known as Laupāhoehoe High and Elementary School (LHES) was built on its present site in 1954.

In July 2012 a charter was granted by the State of Hawai'i authorizing Laupāhoehoe Community Public Charter School (LCPCS) to open as a conversion charter school, continuing over 130 years as an academic institution in the community.

Our hope is to reflect on our past as a school community and recognize and appreciate the diversity within, so that everyone may benefit and develop a deepening sense of Belonging, Responsibility, Excellence, Aloha, Total Well Being, and Hawaii.

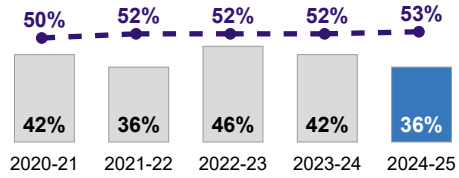
### Our School

Grades	K-12
Enrollment	304
Principal	Weston Willard
Phone	808-313-6200

Website: <https://www.lcps.org>

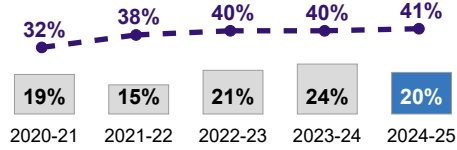
### Language Arts Proficiency

Percent of students demonstrating proficiency on statewide language arts assessments.



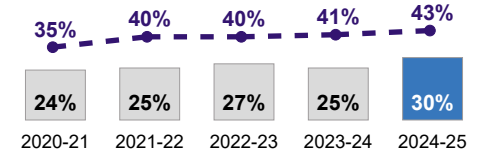
### Math Proficiency

Percent of students demonstrating proficiency on statewide mathematics assessments.



### Science Proficiency

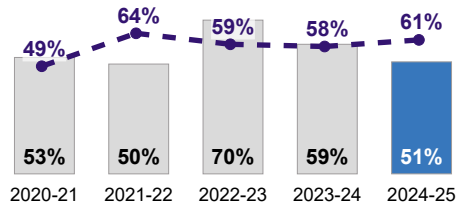
Percent of students demonstrating proficiency on statewide science assessments.



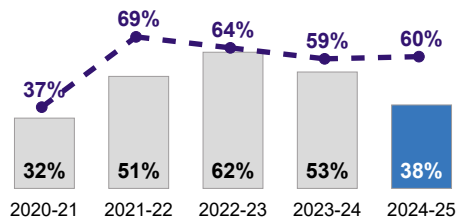
### Academic Growth

Percent of students making "typical" or better student growth from prior year (based on pre-pandemic growth on the Smarter Balanced Assessment).

#### Language Arts

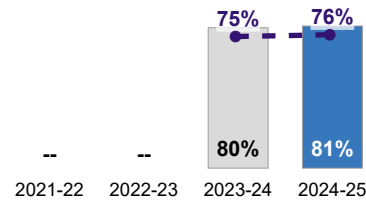


#### Math



### Regular Attendance

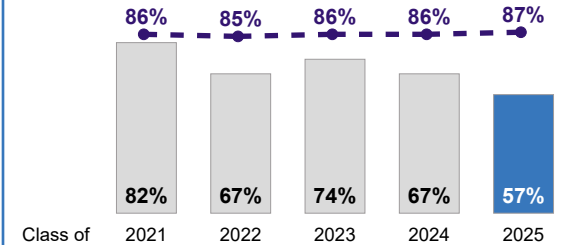
Percent of students attending 90% of instructional days.



Data reflects post-pandemic return to in-person learning. Data is unavailable for charter schools before 2023-24.

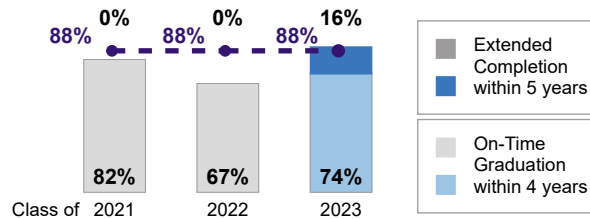
### On-Time High School Graduation

Percent of students graduating with a high school diploma on-time (i.e., 4 year adjusted cohort graduation rate).



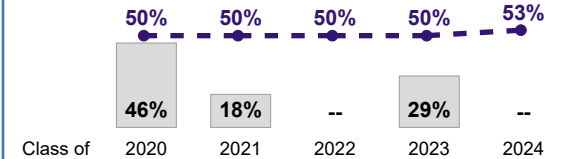
### Extended High School Completion<sup>#</sup>

Percent of students earning a high school diploma, Certificate of Completion, or Community School for Adults Diploma (i.e., GED, HiSET) within 5 years of high school.



### Postsecondary Education and Training Immediately After High School

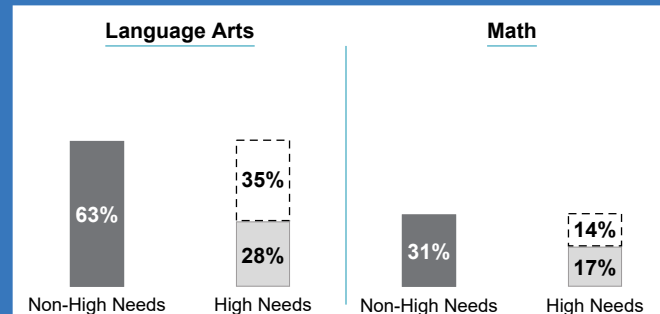
Percent of graduates enrolling in a postsecondary educational institution by the following fall.



-- Data is unavailable, not applicable, or suppressed. # Percentages may not be exact due to rounding.

### Equity in Student Learning<sup>#</sup>

- Non-High Needs:** Percent of students demonstrating proficiency who are not High Needs.
- High Needs:** Percent of students demonstrating proficiency who are English Learner, Economically Disadvantaged, and/or Special Education students.
- Achievement Gap:** Difference in proficiency rates between Non-High Needs and High Needs students.



Strive HI data are also reported by key student characteristics (e.g., High Needs subgroup, major race/ethnicity).

<https://adc.hidoe.us>