



2024-25 Strive HI School Performance Report

Ka'ōhao School

About Strive HI

The Hawai'i State Department of Education releases an annual report on the performance of the state's public schools, known as Strive HI. This report informs educators, parents, community members, and policymakers, of progress on the student learning goals outlined in the Board-approved Strategic Plan.

For Strive HI reports about statewide performance, other schools and technical information, visit <https://hawaiipublicschools.org/about/organization/strive-hi-dashboard/>.

For more information about the 2023-29 Strategic Plan, visit <https://go.hidoe.us/2023-29-Strategic-Plan>.

Additional reports about schools are available at <https://arch.k12.hi.us> or at school's websites.

This report is produced by the Hawai'i State Department of Education Office of Strategy, Innovation and Performance.

Email: osip-accountability.support@k12.hi.us

Run Date: September 7, 2025

Our Students

High Needs Subgroup	Number of Students	Percentage
Economically Disadvantaged	17	5%
Special Education	30	9%
English Learners	--	--

Major Race/Ethnicities	Number of Students	Percentage
Asian (Excluding Filipino)	29	9%
Black	9	3%
Filipino	9	3%
Hispanic	3	1%
Native Hawaiian	23	7%
Pacific Islander	6	2%
White	245	74%

Our Story

Ka'ōhao Public Charter School is located in the part of Kailua called Ka'ōhao. The name of the school used to be Lanikai, which was a name that was given to the area by a developer in the 1920's. However, in 2017, the school underwent a process to respectfully rename the school to its correct name. Ka'ōhao, has long been a school that has been recognized for excellence. Parents are actively involved in the school and they partner with the school teachers and staff to offer a wide variety of extracurricular activities and programs. The school offers a holistic education and students get weekly lessons in art, Hawaiian language/music, media/technology, physical education, social and emotional learning and library. The school is also a nationally recognized school for its zero waste programs and systems.

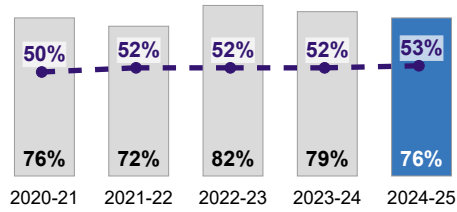
Our School

Grades	K-6
Enrollment	332
Principal	Keoki Fraser
Phone	808-266-7844

Website: <https://kaohaoschool.org>

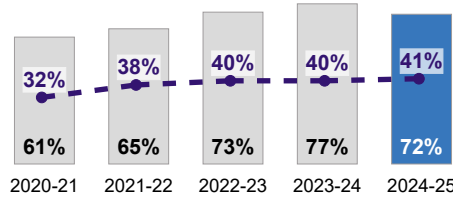
Language Arts Proficiency

Percent of students demonstrating proficiency on statewide language arts assessments.



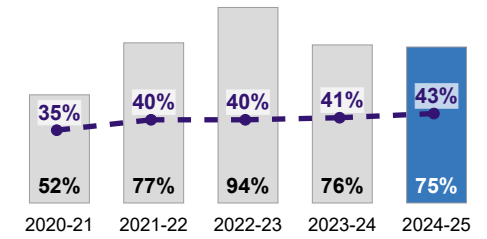
Math Proficiency

Percent of students demonstrating proficiency on statewide mathematics assessments.



Science Proficiency

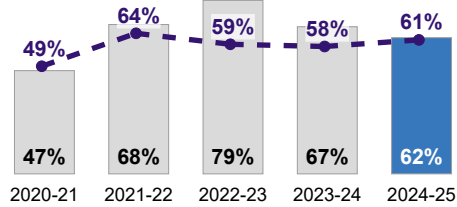
Percent of students demonstrating proficiency on statewide science assessments.



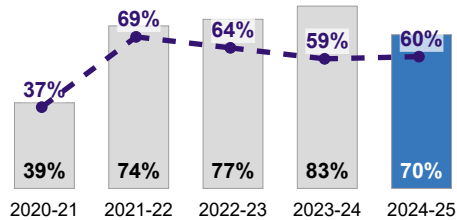
Academic Growth

Percent of students making "typical" or better student growth from prior year (based on pre-pandemic growth on the Smarter Balanced Assessment).

Language Arts

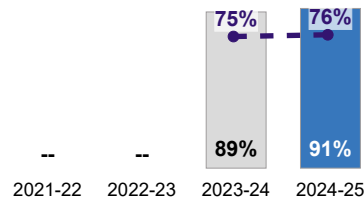


Math



Regular Attendance

Percent of students attending 90% of instructional days.



Data reflects post-pandemic return to in-person learning. Data is unavailable for charter schools before 2023-24.

On-Time High School Graduation

Percent of students graduating with a high school diploma on-time (i.e., 4 year adjusted cohort graduation rate).

-- Data Not Available

Extended High School Completion[#]

Percent of students earning a high school diploma, Certificate of Completion, or Community School for Adults Diploma (i.e., GED, HiSET) within 5 years of high school.

-- Data Not Available

Postsecondary Education and Training Immediately After High School

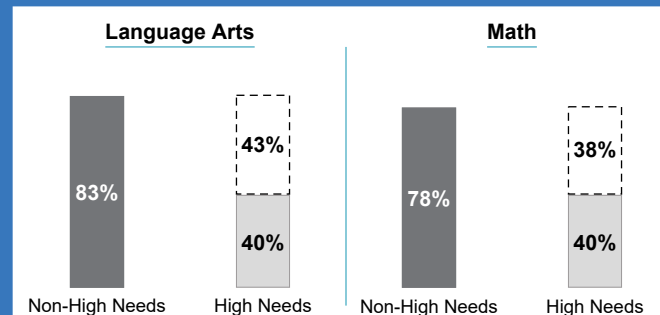
Percent of graduates enrolling in a postsecondary educational institution by the following fall.

-- Data Not Available

-- Data is unavailable, not applicable, or suppressed. [#] Percentages may not be exact due to rounding.

Equity in Student Learning[#]

- Non-High Needs:** Percent of students demonstrating proficiency who are not High Needs.
- High Needs:** Percent of students demonstrating proficiency who are English Learner, Economically Disadvantaged, and/or Special Education students.
- Achievement Gap:** Difference in proficiency rates between Non-High Needs and High Needs students.



Strive HI data are also reported by key student characteristics (e.g., High Needs subgroup, major race/ethnicity).

<https://adc.hidoe.us>