



# 2024-25 Strive HI School Performance Report

## Kamaile Academy

### About Strive HI

The Hawai'i State Department of Education releases an annual report on the performance of the state's public schools, known as Strive HI. This report informs educators, parents, community members, and policymakers, of progress on the student learning goals outlined in the Board-approved Strategic Plan.

For Strive HI reports about statewide performance, other schools and technical information, visit <https://hawaiipublicschools.org/about/organization/strive-hi-dashboard/>.

For more information about the 2023-29 Strategic Plan, visit <https://go.hidoe.us/2023-29-Strategic-Plan>.

Additional reports about schools are available at <https://arch.k12.hi.us> or at school's websites.

This report is produced by the Hawai'i State Department of Education Office of Strategy, Innovation and Performance.

Email: [osip-accountability.support@k12.hi.us](mailto:osip-accountability.support@k12.hi.us)

Run Date: November 21, 2025

### Our Students

High Needs Subgroup	Number of Students	Percentage
Economically Disadvantaged	--	--
Special Education	169	19%
English Learners	114	13%

Major Race/Ethnicities	Number of Students	Percentage
Asian (Excluding Filipino)	25	3%
Black	20	2%
Filipino	46	5%
Hispanic	6	1%
Native Hawaiian	494	55%
Pacific Islander	229	25%
White	81	9%

### Our Story

Kamaile Academy is a public charter school (a publicly funded school operating with more autonomy than traditional public schools) serving students from Pre-K to 12th grade. Rooted in Hawaiian culture (piko), the school integrates Hawaiian arts into its curriculum, embracing all cultures while emphasizing its core values: Aloha (Love), 'Ohana (Family), Ha'aheo (Pride), Ho'ihi (Respect), Kuleana (Responsibility), Laulima (Cooperation), 'Imi 'Ike (To seek knowledge), Olakino Maika'i (Healthful Living), and Na 'auao (A deep sense of enlightened knowledge/justice).

Through rigorous study, arts-based learning, and project-based learning, students explore Hawaiian values, customs, traditions, music, legends, and language, developing self-awareness and a drive toward achievement. Kamaile Academy fosters self-directed learners, empowering students to reach their full potential academically, socially, emotionally, and physically.

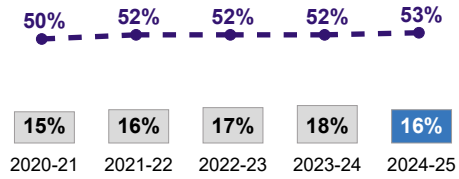
### Our School

Grades	K-12
Enrollment	906
Principal	Paul Kepka
Phone	808-697-7110

Website: <https://www.kamaile-academy.org>

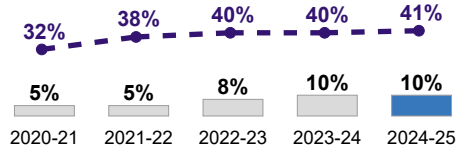
### Language Arts Proficiency

Percent of students demonstrating proficiency on statewide language arts assessments.



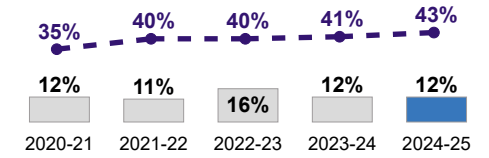
### Math Proficiency

Percent of students demonstrating proficiency on statewide mathematics assessments.



### Science Proficiency

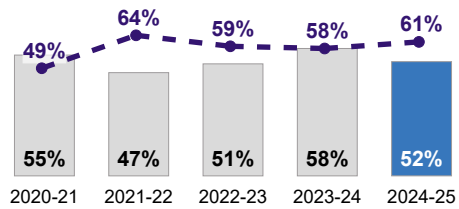
Percent of students demonstrating proficiency on statewide science assessments.



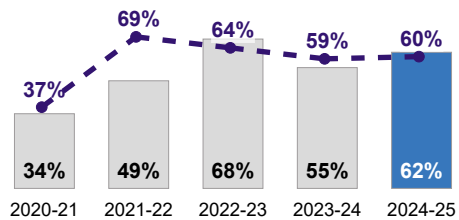
### Academic Growth

Percent of students making "typical" or better student growth from prior year (based on pre-pandemic growth on the Smarter Balanced Assessment).

#### Language Arts

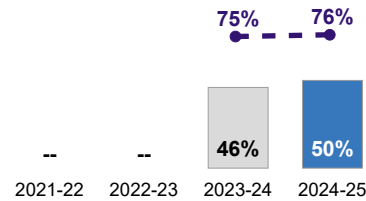


#### Math



### Regular Attendance

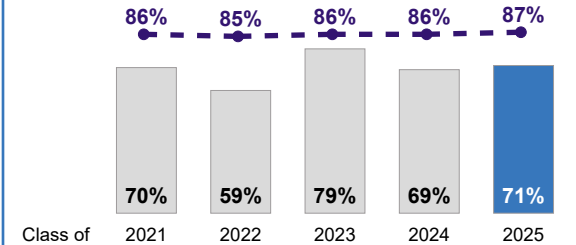
Percent of students attending 90% of instructional days.



Data reflects post-pandemic return to in-person learning. Data is unavailable for charter schools before 2023-24.

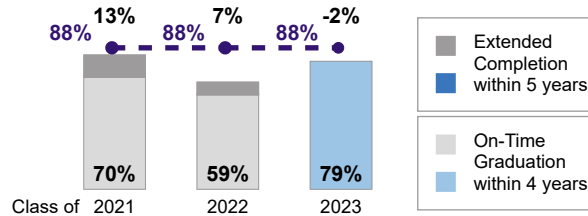
### On-Time High School Graduation

Percent of students graduating with a high school diploma on-time (i.e., 4 year adjusted cohort graduation rate).



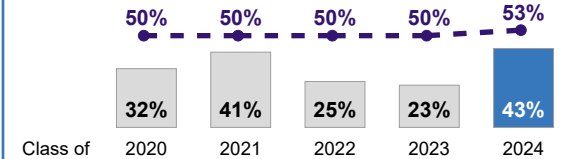
### Extended High School Completion<sup>#</sup>

Percent of students earning a high school diploma, Certificate of Completion, or Community School for Adults Diploma (i.e., GED, HiSET) within 5 years of high school.



### Postsecondary Education and Training Immediately After High School

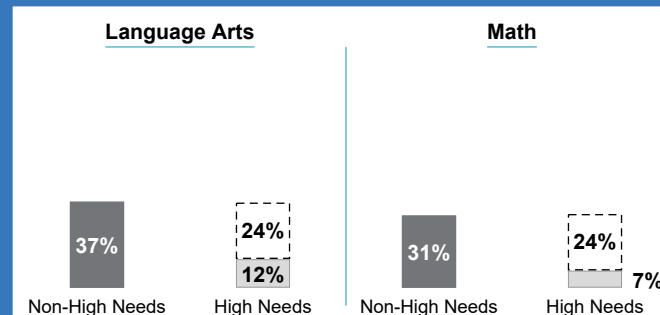
Percent of graduates enrolling in a postsecondary educational institution by the following fall.



-- Data is unavailable, not applicable, or suppressed. # Percentages may not be exact due to rounding.

### Equity in Student Learning<sup>#</sup>

- Non-High Needs:** Percent of students demonstrating proficiency who are not High Needs.
- High Needs:** Percent of students demonstrating proficiency who are English Learner, Economically Disadvantaged, and/or Special Education students.
- Achievement Gap:** Difference in proficiency rates between Non-High Needs and High Needs students.



Strive HI data are also reported by key student characteristics (e.g., High Needs subgroup, major race/ethnicity).

<https://adc.hidoe.us>