



ANNUAL REPORT

2023-2024

‘AHA KULA HO‘ĀMANA

State Public Charter School
Commission

Table of Contents

Message from Executive Director Dr. Ed H. Noh 7

Executive Summary 9

 Charter School Performance..... 9

 Academic Performance Framework 9

 Financial Performance Framework..... 13

 Organizational Performance Framework 14

 Early Learning Initiatives 14

 Federal Programs Initiatives 15

 Conclusion..... 16

Introduction..... 18

Hawai‘i State Public Charter School Commission 19

 Mission and Vision 24

 Values..... 24

 Strategic Plan 25

The Performance Framework..... 25

 The Performance Framework 25

 Academic Performance..... 26

 Financial Performance 30

 Organizational Performance..... 31

Status of Charter School Portfolio for School Year 2023-2024 33

 Charter School Locations 34

 Charter School Educational Models and Diverse Learning Options 34

 Charter School Enrollment Trends..... 35

 Charter School Enrollment by Grade 36

 Hawai‘i State Public Charter Schools 38

 Charter School Applications..... 39

 Public Charter Early Learning Classrooms 39

Authorizing Functions Provided to Charter Schools 40

 Authorizing Functions 40

 Authorizer’s Operating Costs and Expenses 41

 Authorizer Services Purchased By Charter Schools 42

 Federal Funds..... 42

Successes 45

Challenges 46

Appendices 49

Appendix A: Glossary of Key Terms..... 50

Appendix B: Data in Appendix Tables 52

Appendix C: Individual School Reports for 2023-2024..... 55

Appendix D: Strive HI Reports for 2023-2024 347

Appendix E: Charter School Academic Performance Framework Data for School Years 2020-2021, 2021-2022, 2022-2023, and 2023-2024..... 422

Appendix F: Charter School Financial Performance Framework Data for School Years 2020-2021, 2021-2022, 2022-2023, and 2023-2024..... 527

Appendix G: Charter School Organizational Performance Framework Data for School Years 2020-2021, 2021-2022, 2022-2023, and 2023-2024 539

Appendix H: Hawai'i State Public Charter School Commission Early Learning Program Report for 2023-2024..... 542

Appendix I: Hawai'i State Public Charter School Commission Federal Programs Report for 2023-2024..... 553

Appendix J: Hawai'i State Public Charter School Commission Annual Audit Report for Fiscal Year 2023-2024 562

Table 1 2023-2024 Commission Charter School Portfolio..... 38

Table 2 Applications Received by the Commission 39

Table 3 Early Learning Program Locations Statewide..... 40

Table 4 Federal Fund Allocations and Expenditures for Charter Schools..... 43

Table 5 Student Proficiency in English Language Arts/Literacy (ELA) – School Years 2020-2021, 2021-2022, 2022-2023, 2023-2024 423

Table 6 Student Proficiency in Math (M) – School Years 2020-2021, 2021-2022, 2022-2023, 2023-2024 425

Table 7 Student Proficiency in Science (S) – School Years 2020-2021, 2021-2022, 2022-2023, 2023-2024 427

Table 8 Proficiency of Non-High Needs (NHN) and High Needs (HN) Students in English Language Arts/Literacy (ELA)/Hawaiian Language Arts (HLA) and Achievement Gap – School Year 2020-2021..... 428

Table 9 Proficiency of Non-High Needs (NHN) and High Needs (HN) Students in Math and Achievement Gap – School Year 2020-2021..... 430

Table 10 Proficiency of Non-High Needs (NHN) and High Needs (HN) Students in English Language Arts/Literacy (ELA)/Hawaiian Language Arts (HLA) and Achievement Gap – School Year 2021-2022 431

Table 11 Proficiency of Non-High Needs (NHN) and High Needs (HN) Students in Math and Achievement Gap – School Year 2021-2022..... 433

Table 12 Proficiency of Non-High Needs (NHN) and High Needs (HN) Students in English Language Arts/Literacy (ELA)/Hawaiian Language Arts (HLA) and Achievement Gap – School Year 2022-2023 435

Table 13 Proficiency of Non-High Needs (NHN) and High Needs (HN) Students in Math and Achievement Gap – School Year 2022-2023..... 437

Table 14 Proficiency of Non-High Needs (NHN) and High Needs (HN) Students in English Language Arts/Literacy (ELA)/Hawaiian Language Arts (HLA) and Achievement Gap – School Year 2023-2024..... 438

Table 15 Proficiency of Non-High Needs (NHN) and High Needs (HN) Students in Math and Achievement Gap – School Year 2023-2024..... 440

Table 16 Median Student Growth Percentiles for English Language Arts/Literacy (ELA) – School Years 2020-2021, 2021-2022, 2022-2023, 2023-2024..... 441

Table 17 Median Student Growth Percentiles for Math - School Years 2020-2021, 2021-2022, 2022-2023, 2023-2024..... 443

Table 18 Students Meeting Annual Growth Benchmarks for Kaiapuni Assessment of Educational Outcomes in Hawaiian Language Arts (HLA) - School Years 2020-2021, 2021-2022, 2022-2023, 2023-2024..... 445

Table 19 Students Meeting Annual Growth Benchmarks for Kaiapuni Assessment of Educational Outcomes in Math - School Years 2020-2021, 2021-2022, 2022-2023, 2023-2024 447

Table 20 Students Meeting Annual Growth Benchmarks for Hawai'i State Alternate Assessment in English Language Arts/Literacy (ELA) - School Years 2020-2021, 2021-2022, 2022-2023, 2023-2024..... 448

Table 21 Students Meeting Annual Growth Benchmarks for Hawai'i State Alternate Assessment in Math - School Years 2020-2021, 2021-2022, 2022-2023, 2023-2024..... 449

Table 22 Growth Data For Major Student Subgroups: Median Student Growth Percentiles for English Language Arts/Literacy (ELA) – School Year 2020-2021..... 450

Table 23 Growth Data For Major Student Subgroups: Median Student Growth Percentiles for English Language Arts/Literacy (ELA) – School Year 2021-2022..... 453

Table 24 Growth Data For Major Student Subgroups: Median Student Growth Percentiles for English Language Arts/Literacy (ELA) – School Year 2022-2023..... 456

Table 25 Growth Data For Major Student Subgroups: Median Student Growth Percentiles for English Language Arts/Literacy (ELA) – School Year 2023-2024..... 459

Table 26 Growth Data For Major Student Subgroups: Median Student Growth Percentiles for Math – School Year 2020-2021..... 462

Table 27 Growth Data For Major Student Subgroups: Median Student Growth Percentiles for Math – School Year 2021-2022..... 465

Table 28 Growth Data For Major Student Subgroups: Median Student Growth Percentiles for Math – School Year 2022-2023..... 468

Table 29 Growth Data For Major Student Subgroups: Median Student Growth Percentiles for Math – School Year 2023-2024..... 471

Table 30 Growth Data For Major Student Subgroups: Students Meeting Annual Growth Benchmarks for Kaiapuni Assessment of Educational Outcomes in in Hawaiian Language Arts (HLA) – School Year 2020-2021.....	473
Table 31 Growth Data For Major Student Subgroups: Students Meeting Annual Growth Benchmarks for Kaiapuni Assessment of Educational Outcomes in in Hawaiian Language Arts (HLA) – School Year 2021-2022.....	476
Table 32 Growth Data For Major Student Subgroups: Students Meeting Annual Growth Benchmarks for Kaiapuni Assessment of Educational Outcomes in in Hawaiian Language Arts (HLA) – School Year 2022-2023.....	479
Table 33 Growth Data For Major Student Subgroups: Students Meeting Annual Growth Benchmarks for Kaiapuni Assessment of Educational Outcomes in in Hawaiian Language Arts (HLA) – School Year 2023-2024.....	481
Table 34 Growth Data For Major Student Subgroups: Students Meeting Annual Growth Benchmarks for Kaiapuni Assessment of Educational Outcomes in Math – School Year 2020-2021	483
Table 35 Growth Data For Major Student Subgroups: Students Meeting Annual Growth Benchmarks for Kaiapuni Assessment of Educational Outcomes in Math – School Year 2021-2022	486
Table 36 Growth Data For Major Student Subgroups: Students Meeting Annual Growth Benchmarks for Kaiapuni Assessment of Educational Outcomes in Math – School Year 2022-2023	489
Table 37 Growth Data For Major Student Subgroups: Students Meeting Annual Growth Benchmarks for Kaiapuni Assessment of Educational Outcomes in Math – School Year 2023-2024	492
Table 38 Growth Data For Major Student Subgroups: Students Meeting Annual Growth Benchmarks for Hawaii State Alternate Assessment in English Language Arts/Literacy (ELA) – School Year 2020-2021	495
Table 39 Growth Data For Major Student Subgroups: Students Meeting Annual Growth Benchmarks for Hawaii State Alternate Assessment in English Language Arts/Literacy (ELA) – School Year 2021-2022	498
Table 40 Growth Data For Major Student Subgroups: Students Meeting Annual Growth Benchmarks for Hawaii State Alternate Assessment in English Language Arts/Literacy (ELA) – School Year 2022-2023	501
Table 41 Growth Data For Major Student Subgroups: Students Meeting Annual Growth Benchmarks for Hawaii State Alternate Assessment in English Language Arts/Literacy (ELA) – School Year 2023-2024	504
Table 42 Growth Data For Major Student Subgroups: Students Meeting Annual Growth Benchmarks for Hawai'i State Alternate Assessment in Math – School Year 2020-2021.....	507

Table 43 Growth Data For Major Student Subgroups: Students Meeting Annual Growth Benchmarks for Hawai'i State Alternate Assessment in Math – School Year 2021-2022.....	510
Table 44 Growth Data For Major Student Subgroups: Students Meeting Annual Growth Benchmarks for Hawai'i State Alternate Assessment in Math – School Year 2022-2023.....	513
Table 45 Growth Data For Major Student Subgroups: Students Meeting Annual Growth Benchmarks for Hawai'i State Alternate Assessment in Math – School Year 2023-2024.....	516
Table 46 Chronic Absenteeism Rates	519
Table 47 Regular Attendance Rates.....	520
Table 48 College-Going Rates	521
Table 49 Value Added Measures/Goals - School Years 2020-2021, 2021-2022, 2022-2023, 2023-2024	523
Table 50 Enrollment by Charter School - School Years 2020-2021, 2021-2022, 2022-2023, 2023-2024	525
Table 51 Current Ratio	528
Table 52 Budget Variance	530
Table 53 Total Margin	532
Table 54 Debt-to-Assets Ratio	533
Table 55 Cash Flow	535
Table 56 Unrestricted Days Cash on Hand	537
Table 57 Completed Assurance of Compliance Statement	540

Message from Executive Director Dr. Ed H. Noh

It is our intent to empower our communities to create schools of excellence.

~ Dr. Peter Hanohano

The late charter school commissioner, Dr. Peter Hanohano, gifted us with the translation of ‘Aha Kula Ho‘āmana, the Hawaiian title for the Hawai‘i State Public Charter School Commission. It is a gift because it not only translates our commission name, but more importantly, gives us an enduring vision for our work as the charter school authorizer. Hanohano writes:

‘Aha means “commission.” ‘Aha also refers to courage. Kula is the Hawaiian way of saying “school.” Kula also means “uplands.” We are trying to take education in Hawai‘i to a higher level. Ho‘āmana– the literal translation means “to authorize.” The other meaning is “to empower.” It is our intent to empower our communities to create schools of excellence.

Since joining the commission in February 2024, I have personally visited every school within our diverse and dynamic portfolio of charter schools. I listened to school leaders and governing board chairs, visited classrooms, met brilliant, passionate, and talented students, and witnessed how schools celebrate their unique and important missions. I have also been part of a larger national network with other state authorizers. Hawai‘i is a national and international model of excellence when it comes to offering a diverse portfolio of schools that are mission-aligned in their approach to education.

When I reflect on Board of Education (BOE) Policy E-700, I believe our portfolio of schools are indeed contributing value to our public education system in Hawai‘i. The policy states that “charter schools fulfill a distinct purpose” and shall:

1. Address the needs of public education;
2. Provide more public school options for students and families;
3. Implement innovative educational practices;
4. Reflect Hawai‘i’s diverse cultures, places, and values;
5. Provide community-based school models and local control over education; and
6. Provide high-quality public education for the students and communities they serve.

To date, we proudly have 38 charter contracts within our portfolio, with two more in pre-opening stages. Charter school enrollment has been trending upward, and we served 12,427 students in the 2023-2024 school year. That is almost 8% of all public school students throughout the state. Families have exercised a conscious choice in selecting a school that

provides options, implements innovation and high-quality education, champions Hawai'i's diverse cultures, places, and values that impact their respective communities.

Thank you for your continued support and being on our journey of chartering in Hawai'i. I invite you to take a deeper dive into our diverse portfolio of schools and to be inspired by the important role that charter schools have within the State of Hawai'i.

Respectfully,

Ed H. Noh, Ed.D.
Executive Director

Executive Summary

This annual report is the thirteenth report issued by the Hawai‘i State Public Charter School Commission (“Commission”) since its inception in 2012 under Act 130. The annual report provides information on Hawai‘i’s public charter school system for the 2023-2024 school year and is submitted to the Hawai‘i State Board of Education (BOE) for acceptance.

During the 2023-2024 school year, 37 public charter schools were in operation on five islands across the state (16 on O‘ahu, 14 on Hawai‘i, 5 on Kaua‘i, 1 on Maui, and 1 on Moloka‘i). In addition, two new charter schools were in the pre-opening phase this year, with Kūlia Academy opening in Fall 2024 and Namahana scheduled to open in Fall 2025. One new PreK only application for Parkway Village Preschool was also approved in 2024, and is scheduled to open in January 2025.

CHARTER SCHOOL PERFORMANCE

The Commission, as the sole authorizer for the state of Hawai‘i, approves up to five-year contracts, monitoring and evaluating the performance for all public charter schools in the portfolio, with updates provided in the annual report. The contract includes three performance frameworks: academic, financial, and organizational. A school may receive less than a five-year contract due to contract performance issues. Kamalani Academy is currently on a two-year contract and is up for renewal in the 2024-2025 school year.

This annual report will reflect data for 37 charter schools within the portfolio. There are 36 schools operating on Contract 4.0 separated into different cohorts. Currently, 13 contracts end in 2026, and 23 contracts end in 2028. DreamHouse ‘Ewa Beach charter school moved from Contract 3.0 to 4.0 in the 2024-2025 school year. At the end of the contract term, schools are invited to submit an application and enter into a renewal process.

ACADEMIC PERFORMANCE FRAMEWORK

The Contract 4.0 Academic Performance Framework (APF), which was implemented in the 2021-2022 school year, combines multiple measures to provide a comprehensive picture of student outcomes beyond just test scores. The two required indicators that all schools must adhere are Indicator 1, measuring how a school articulates their curriculum, instruction, and assessments, which is their Mission Aligned Initiative (MAI). Indicator 2 uses Strive HI standardized assessments on either the Smarter Balanced Assessment (SBA) or the Kaiapuni Assessment of Education Outcomes (KA‘ĒO).

Additionally, schools are also invited to incorporate Indicators 3 and 4 as optional measures to conduct comparative performance analyses with other public schools (charter and HIDOE) as well as provide site-relevant diagnostics, such as a universal screener, adaptive diagnostic tool,

or a local-specific diagnostic tool, such as a demonstration of language and culture, or student portfolio defenses. In this way, charter schools can incorporate important cultural and language-specific assessments, as well as school specific measures that honor the teaching and learning per their mission. We believe that the APF, in its whole, provides a more complete picture of a school and articulates an innovative, diverse, and comprehensive approach to education.

Indicator 1 - Mission Aligned Initiatives

As the mission and vision of the school defines the individual charter school, the MAI measures the implementation on a continuum during the course of the contract. Part 1a is scored on a 20 point scale and based on evidence that is observable during school site visits performed by the Commission staff in collaboration with the charter school. Part 1b is scored on a 10 point scale based on the reflective practice of the school leadership team.

MAI - Indicator 1A

Measure	Basic 10 points	Practiced 15 points	Ingrained 20 points
Mission Alignment to student success school process includes:	Articulation of school mission/vision	Articulation of curriculum, instruction, and assessments that target the school mission/vision	Articulation of a yearlong curriculum, instruction, and assessments that target the school mission/vision

MAI - Indicator 1B

Measure is based on a narrative (10 points maximum)	Approaches	Practices	Ingrained
<ul style="list-style-type: none"> The educational program is aligned to the mission The mission guides decision-making and priority setting The mission is reflected in student learning and progress 	1 – 3 Points	4 – 6 Points	7 – 10 Points

There are 36 schools on Contract 4.0 during the 2023-2024 school year. 100% of all charter schools have a MAI that is practiced and evident and 19 of 36 schools received the full 20 points indicating that the mission and vision essentially drives the curriculum, instruction, and assessment and is well articulated by both students and staff. 17 schools are well approaching full integration of their MAI and will most likely receive that distinction by the time of their contract renewal.

MAI Indicator 1b is designed for school leadership reflection and can score a maximum of 10 points. A narrative is submitted during the annual review and is measured by how the mission guides decision-making and priority setting, and most importantly, how it is reflected in student learning and progress. On average, 36 schools scored a 7.7 out of 10 possible points which indicates that the school staff has clearly articulated the impact that the school mission has on student learning and growth.

Indicator 2 - Strive HI

The Hawai‘i Department of Education (HIDOE) evaluates all public schools statewide, including charter schools, through its Strive HI Performance System. The performance report summarizes progress on the state’s achievement of student learning goals and informs educators, parents, community members, and policymakers. HIDOE aligns their student learning goals to the BOE-approved Strategic Plan. While the Commission also evaluates individual school academic performance, it is not aligned to the HIDOE Strategic Plan, specifically to Key Performance Indicators (KPI) that were selected by the HIDOE and approved by the BOE. While the Commission and charter schools were not included in the State Strategic Plan, the Commission holds a contract for each charter school and incorporates Strive HI data measures into the Academic Performance Framework (APF), which includes:

- Student Achievement data in English Language Arts (ELA), Mathematics, and Science on either of the following state measures:
 - Smarter Balanced Assessment (SBA)
 - Kaiapuni Assessment of Education Outcomes (KA‘ĒO);
- Student Growth data for ELA and Mathematics;
- Student Achievement Gap data for ELA and Mathematics;
- Post Secondary Readiness for 3rd and 8th grade literacy, and 9th grade promotion;
- Attendance; and
- School Climate.

Optional APF Indicators

Indicators 3 and 4 are considered optional and offer supplemental points towards their overall APF. Indicator 3 is a comparative measure and allows for 6 supplemental points that compares the individual school’s performance with either other charter schools, complex schools, or complex area schools. Indicator 4 provides other school reported data that is site-relevant that can be a universal screener (e.g. iReady, STAR), and other tools that are diagnostic or adaptive for a total of 9 supplemental points. We believe the practice of selecting and analyzing comparisons is best done by the school to provide context and validity.

18 charter schools opted to compare Strive HI data (ELA, Math, and Science) with their respective HIDOE complex or complex area schools, 13 charters compared themselves with other charter schools, and 5 opted to not participate. Of the 18 comparison schools with HIDOE, 12 charter schools performed above in ELA, 9 charter schools performed above in Math, and 10 charter schools performed above in Science.

30 charter schools participated in Indicator 4, with a majority of schools that implemented an adaptive diagnostic tool in addition to a universal screener. 12 schools incorporate a local-specific measures that ranges from student portfolio defenses and published literature to Hawaiian cultural performance-based assessment (hō‘ike), and integrated assessments in both English and ‘Ōlelo Hawai‘i. In nearly all 30 schools with an Indicator 4, there is a strong connection to their mission-aligned initiative (Indicator 1).

Student Academic Outcomes

Overall, for the 2023-2024 school year there was a 9% increase for charter schools who met/exceeded proficiency in all three areas tested (ELA, Math, and Science) on the Smarter Balanced Assessment (SBA). In 2022-2023, 14% of all charter schools met/exceeded proficiency in all three areas, whereas almost a quarter of all schools met/exceeded proficiency in 2023-2024. Another 20% met/exceeded in two out of the three subject areas. Specifically in ELA, the percent of charter students demonstrating proficiency was 47% compared to 52% of HIDOE students. In Math, charter students were at 32% compared to 40% of HIDOE students. And Science proficiency was 36% for charters students compared to 41% for HIDOE students. There were also healthy signs of improvement as several schools were in the approaching proficiency category for all subject areas. Ultimately, ELA and Science proficiency was static, while there was a slight increase in Math from the previous years.

In regard to student growth for ELA and Math on the SBA and KĀ‘EO, it is represented by a Median Growth Percentile (MGP) which ranges from 1-99. A student with a MGP score of 40 typically acquires one year of academic growth. 80% of all charter schools were at/above the MGP for ELA and the average growth percentile for all charter school students was 50%. In tracking typical growth in Math, 74% of all charter students were at/above the MGP, with an average student growth percentile of 47%. It is noted that 91% of all charter schools with growth data showed a MGP of 40 or more in at least one subject area. Though most charter schools are currently behind HIDOE schools, the growth data for charter schools is bearing a positive trajectory and a promising indicator for future success.

Another key indicator of student performance is the achievement gap representing the difference in proficiency between non-high needs students and high needs students. High needs students are identified as economically disadvantaged, special education or English language learners. The state has a learning achievement gap of 34% in ELA and 29% in Math for

these subgroups of students. According to the SBA, 80% of our charter schools are below the state achievement gap in ELA and 86% are below the state achievement gap in Math. This is an important and significant data point to monitor and better understand through trend data moving forward.

For more information on the specific and individual school performance data, the 37 charter schools are listed in Appendix E.

FINANCIAL PERFORMANCE FRAMEWORK

Contract 4.0 outlines the Financial Performance Framework (FPF) to monitor the financial performance of each of the charter schools within the portfolio. The FPF serves as a tool for the Commission to assess the financial health and viability of charter schools. It provides a financial frame of reference based on current and past financial performances and all indicators are based on industry standard measures (e.g. ratios, variances). Using a risk-based approach, the model allows for ongoing oversight and monitoring of charter school fiscal activities and helps identify strengths, weaknesses, and highlights controls designed to mitigate risks.

The Commission monitors potential risk of fiscal insolvency for each school using a balanced weighted formula that incorporates six fiscal measures:

1. Current ratio
2. Unrestricted days of cash on hand
3. Debt to asset ratio
4. Cash flow
5. Total margin
6. Budget variance

Each fiscal measure is reviewed quarterly by the Commission and reports are provided whether an individual charter school has a risk factor that is low, acceptable, moderate, high, or significant.

For the 2023-2024 school year, the overall financial performance factoring all six indicators show that 21 schools are in the low risk category, 15 are in the acceptable category, and one school did not provide information by the time of the annual report to assign a risk value.

Low	Acceptable	Moderate	High	Significant	Pending
21 Schools	15 Schools				1 School

More detailed information of charter school financial performance over time can be found in Appendix F.

ORGANIZATIONAL PERFORMANCE FRAMEWORK

The Commission uses the Organizational Performance Framework (OPF) to monitor charter schools' operational compliance with statutory and contractual requirements. Contract 4.0 requires 42 annual organizational tasks under the following indicators:

- School charter and mission
- Governance
- School performance
- Academic performance
- Financial management
- Admission, enrollment, and attendance
- General operation of school
- Educational service provider
- Health and safety
- Student records and data
- School facilities
- Personnel and employment
- Insurance and legal liabilities
- Commission oversight and responsibilities
- Notice of school emergency closure
- Mandatory notifications

36 charter schools operated under Contract 4.0 that required 42 organizational tasks. One school was still on Contract 3.0, which fulfilled all required indicators. For Contract 4.0 schools, 29 of the 36 schools (80%) completed 90% or more of the 42 organizational tasks (missing 1-4 items). It should be noted that a missing task can range from a missing governing board meeting notice to late enrollment submissions. No missing tasks compromised the health and safety of students and are prioritized by the Commission. In fact, 100% of all operating charter schools have completed their fire inspection tasks. It is more than likely that all charter schools will complete 100% of the organizational tasks prior to contract renewal.

EARLY LEARNING INITIATIVES

Section 302D-39, HRS establishes the criteria and statutory authority for all state-funded early learning programs and private partnership-funded preschool programs in public charter schools, except for special education and Title I-funded prekindergarten programs. These criteria and measures are identified by the State Public Charter School Early Learning

Addendum to Contract (“EL Addendum to Contract”), reviewed and signed by all participating schools and the Commission.

The goal of the Early Learning Program is to increase access and affordability to high-quality early learning programs to address Hawai‘i’s ALICE (Asset Limited, Income Constrained, Employed families). Through the Ready Keiki Initiative, the Commission together with community partners, embraced Act 46 (SLH 2020) as amended by Act 210 (SLH 2021) to meet the needs of unserved three- and four-year-old keiki in both English and ‘Ōlelo Hawai‘i. The Commission is proud to announce that the first ever Pre-K charter school, Parkway Village Preschool in Kapolei, O‘ahu was approved and expected to open in January 2025.

This past year, the Commission’s Early Learning Program received national recognition from the National Institute of Early Education Research (NIEER) for its high-quality standards. Released in May 2024, Hawai‘i was one of only five states that met all ten high-quality standard benchmarks. The Thinking Classroom Project: Reimagining Education Conference was another highlight in the past year as it brought stakeholders together from across the state. In collaboration with the Harvard Graduate School of Education, the project gathered charter leaders to inspire innovation and high-quality teaching and learning from Pre-K to 12.

In school year 2023-2024, the Commission’s Early Learning Program operated 18 Pre-K classrooms connected to an existing public charter school program. Pre-K classrooms are located on four islands and the first to offer public Pre-K through Hawaiian language medium of instruction.

For more exciting highlights of the Early Learning Team initiatives in the past year, and service locations, please see Appendix H.

FEDERAL PROGRAMS INITIATIVES

Federal Programs support our most vulnerable students and provides funding for professional development programs and educational resources. The goal is to guide and implement initiatives and accountability measures to improve student outcomes, specifically targeted at the achievement gap for all student subgroups.

The Commission enters into an annual agreement with HIDOE through a Memorandum of Understanding (MOU) to provide technical assistance to charter schools in the area of Title I funding and its required documentation. Title I funds are eligible for all Hawai‘i public schools (Charter and HIDOE) if at least 47.2% of the school’s students qualify for free or reduced-price meals. There are 24 out of 37 (65%) charter schools that are eligible for Title I services.

The MOU also outlines how the charter schools receive funding to support schools that fall under the category of Comprehensive Support and Improvement (CSI) and Targeted Support

and Improvement (TSI) through the Every Student Succeeds Act (ESSA). CSI schools are identified as Title I schools in the bottom 5% of overall student performance and TSI schools are identified by student subgroups. The Federal Programs Team supports CSI and TSI schools by coordinating professional development and strategic planning to design specific student and school wide interventions.

All Title programs (I, II, III, IV) offered through the Commission focus on three primary goals:

1. Expression of identity
2. Building of experiences
3. Demonstrating Outcomes

Expression of identity focuses on schools to comprehensively express their unique identity through a professional culture of student focused instruction. Building of experiences is achieved through the professional development and celebrations of learning as school teams engage in peer review processes to allow participants to receive and give feedback through discussion and reflection. Through the demonstration of outcomes, schools were trained to use data systematically to strive towards continuous improvement.

For a more in-depth report on each of the Title programs, which includes highlights, challenges, and next steps, please refer to Appendix I.

CONCLUSION

The Commission is proud of the 37 charter schools within the portfolio. They represent innovation and diversity by providing students and families a variety of approaches to education that are meeting needs within their respective communities. As evident in the annual report, there has been much growth in the Academic, Financial, and Organizational Frameworks and the schools should be very proud of their accomplishments.

The Commission will continue to monitor school performance and growth by providing timely feedback to schools. This is achieved by clear and consistent communication with school leaders and governing boards, as well as regularly scheduled site visits which includes clearly articulating areas of concern or opportunity. By reviewing contract language and requirements, schools will be clear about contract expectations, especially during renewal cycles. Moving forward, the Commission’s goal is to design systems that support the academic, financial, and organizational frameworks so that schools will be able to focus on student learning outcomes.

As an authorizer, the Commission will continue to authorize and monitor charter schools using the National Association of Charter School Authorizers (NACSA)’s Principles & Standards for

Quality Charter School Authorizing. NACSA is a foundational and guiding resource and will ground us in the five standards for quality charter school authorizing:

1. Agency commitment and capacity
2. Performance contracting
3. Revocation and renewal decision making
4. Application process and decision making
5. Ongoing oversight and evaluation

The annual report is not only a reflection of the actions within the Commission, but more importantly a spotlight on the incredible work of the students, staff, leaders, and governing board members. The Commission will continue to authorize and monitor our portfolio of schools to strive towards continuous improvement in the best interest of students.

Introduction

Act 130 established a charter school law for Hawai‘i, codified in the Hawai‘i Revised Statutes (HRS), as Chapter 302D. Among other things, the law:

1. Assigns the Commission the mission of authorizing high-quality charter schools throughout the State and envisioned that the Commission focus primarily on its core accountability-related authorizer functions;
2. Mandates that a State Public Charter School Contract (“Charter Contract”) be executed with each charter school and incorporate a performance framework for the schools;
3. Requires that each charter school be governed and overseen by its own governing board, with a shift in emphasis from a community and constituency-based board model under the previous law to one that emphasized a more robust governance role with substantive skill sets relevant to effective governance and school oversight; and
4. Requires this Annual Report and its contents.

This report is intended to provide an annual update to the Hawai‘i State Board of Education (“Board”), the Hawai‘i State Legislature, and all interested public individuals, on the status of all charter schools in Hawai‘i. This report contains academic, performance and financial data for all active charter schools and details all actions taken by the Commission during the school year 2023-2024.

Hawai'i State Public Charter School Commission

2023-2024 Commissioners appointed by the Board of Education



Dr. Cathy K. Ikeda

Chair

July 1, 2021 through June 30, 2024

July 1, 2024 through June 30, 2027

Dr. Ikeda has dedicated her life to normalizing Hawaiian culture based educational practices in the classroom and ensuring all students have access to these practices. Dr. Ikeda has a Master's Degree from University of Hawai'i Hilo and an Ed.D. in Professional Educational Practice from the University of Hawai'i Mānoa. Dr. Ikeda taught for over 30 years in K-12 public and private schools as well as higher education. She is currently an associate professor of education at the University of Hawai'i West O'ahu.



Dr. Makalapua Alencastre

Vice Chair

July 1, 2023 through June 30, 2026

Dr. Alencastre has focused her life's work on the reestablishment of Hawaiian as the primary language of the home, education, and community. Dr. Alencastre has a Master's Degree in English as a Second Language and an Ed.D. in Professional Educational Practice from the University of Hawai'i Mānoa. She has over 40 years of teaching at the secondary and university levels, is a former charter school founder/director, and teacher educator.



Dr. Brandon K. Bunag

Commissioner

March 28, 2024 through June 30, 2026

Dr. Bunag is the Vice President of public Programs and Interim Director of Education at Bishop Museum. He has an Educational Doctorate degree from the University of Southern California. Dr. Bunag has been involved with charter schools for many years and has served as a governing board member and Po'o Kula at Hālau Kū Māna.



Shannon Cleary

Commissioner

July 1, 2021 through June 30, 2024

Commissioner Cleary has extensive experience in school development with charter schools in Hawai'i. Commissioner Cleary has worked in various educational institutions including Hawai'i Technology Academy, a public charter school, and Mid-Pacific Institute. As a teacher, Commissioner Cleary taught Japanese language and served as foreign language department chair for Maui Preparatory Academy.



Alex Harris

Commissioner

July 1, 2021 through June 30, 2024

July 1, 2024 through June 30, 2027

Commissioner Harris has served in leadership roles within the Hawai'i Department of Education and the District of Columbia Office of the State Superintendent of Education. Commissioner Harris has experience leading large initiatives for the National Governors Association, Council for Chief State School Officers, and US Education Delivery Institute.



Kama Hopkins

Commissioner

July 1, 2022 through June 30, 2025

Commissioner Hopkins has experience in the public sector serving as Trust Services Manager for King Lunalilo Trust and Home, a Trustee Aide at the Office of Hawaiian Affairs, and Hawaiian Home Lands Commissioner. Commissioner Hopkins has also served on the governing boards of Hālau Lōkahi and Kanu O Ka 'Āina. Commissioner Hopkins is a talented musician and instructor of 'ōlelo Hawai'i.



Mathew Kodama

Commissioner

July 1, 2022 through June 30, 2025

Commissioner Kodama has an MBA from the University of Hawai'i Mānoa. He has a background in real estate management, financial modeling and forecasting, statistics and data analysis, project planning and coordination. He has experience in environmental impact studies and land use.



Roger McKeague

Commissioner

July 1, 2023 through December 26,
2023

Commissioner McKeague has a Juris Doctorate from Northwestern Law School. He has worked in a variety of State offices including as Executive Director of the Charter School Administrative Office prior to the forming of the State Public Charter School Commission. Commissioner McKeague currently serves as CEO of 'Ōlelo Community Media where he leads 'Ōlelo's efforts to expand and broaden quality services, programs, initiatives, and innovative media.



Carl Takamura

Commissioner

July 1, 2022 through June 30, 2025

Commissioner Takamura has many years of experience in both the public and private sector that has enabled him to contribute to enhancing access to quality education for all children. Commissioner Takamura has served in the State Legislature and served on various committees on the national level including the Education Commission of the State. He also served on the Charter School Review Panel which was the predecessor to the State Public Charter School Commission.



Dr. Lehua Veinent

Commissioner

July 1, 2023 through June 30, 2026

Dr. Veinent, known affectionately by many as "Kumu Lehua " has many years of experience in education. He has served as Kumu to many students as a resource teacher in Hawaiian studies and language. He has served as school administrator at Hilo Intermediate School and Hilo High School. Dr. Veinent helped open Ke Ana La'ahana Public Charter School in Keaukaha.

2024-2025 Newly Appointed Commissioner by the Board of Education



Dr. Donna Camvel

Commissioner

July 1, 2024 through June 30, 2027

Commissioner Donna Ann Kameha'iku Camvel is the Education Systems Specialist for Ka Lama Education Academy, one of ten programs under the Institute for Native Pacific Education & Culture (INPEACE). She attended the University of Hawai'i at Mānoa for her undergraduate degree in Women's Studies and Hawaiian Studies, continuing to earn a M.A. in Hawaiian Studies and in 2020, successfully defended her dissertation, "Ho'oulu 'Āina: Restoration in the He'e'ia Ahupua'a, to earn her doctoral degree.

Hawai'i State Public Charter School Commission Organizational Chart

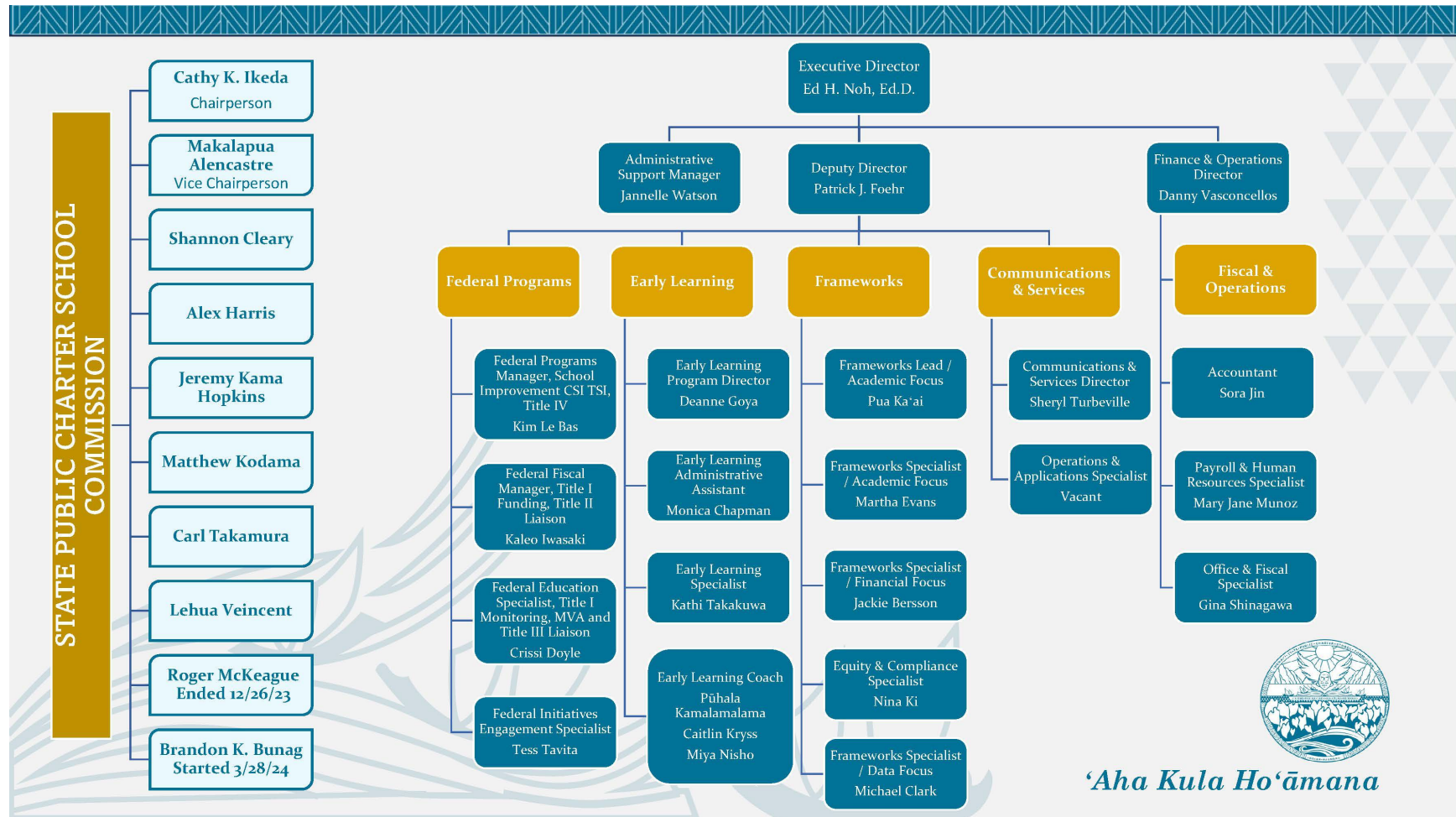


Figure 1 Commission Organizational Chart for 2023-2024

MISSION AND VISION

The mission of the Commission is to authorize high-quality public charter schools throughout Hawai‘i by soliciting, evaluating, and approving applications for new schools; negotiating and executing sound school contracts; monitoring performance and legal compliance of our schools; and determining renewal, nonrenewal, or revocation of their charter contracts.

Our vision is to authorize, actualize, and amplify high-quality diverse educational options that prepare students for future academic or career success as contributing members of our community, and through our work, inform, enhance, and contribute to Hawai‘i’s public education system.

The Commission has aligned its strategic plan with its mission and vision. This alignment ensures that the Commission’s resources are targeted toward achieving the organization’s mission and vision. In 2023-2024 as a part of aligning the Commission’s strategic plan to the mission and vision, the Commission identified the characteristics of “high quality” and “innovation” in relation to Hawai‘i’s charter schools. In 2023-2024 Commission staff began reviewing and updating the strategic plan to align all operations within the office.

Actualizing the vision continues to be the top priority of the Commission. To achieve this, the Commission has developed a charter school application process to ensure the authorization of high quality schools. In addition, the Commission has developed a system of monitoring the compliance of its charter schools which includes the three performance frameworks found within charter school contract 4.0: academic, organizational, and financial. These frameworks, along with other school legal requirements are monitored through two annual site visits, desktop monitoring of the school’s website and governing board meetings, quarterly submission of charter school financial reports, and other required compliance submissions to Commission staff. If a school is out of compliance, Commission staff use various interventions detailed in HRS 302D-17 and work with school administration and the school governing board to support the school’s effort to comply. Schools identified under Federal title programs as needing additional academic support work with Commission staff to undergo a comprehensive needs assessment along with a root cause analysis to develop a school improvement plan and to ensure best use of Federal funds.

VALUES

The Commission, as a Hawai‘i state agency, in fulfillment of its responsibilities, obligations and service to the people of Hawai‘i, will operate with the “Aloha Spirit” as defined in Hawai‘i Revised Statutes, Chapter 5, Section 5-7.5: Akahai (kindness with tenderness), Lōkahi (unity with harmony), ‘Olu‘olu (agreeable with pleasantness), Ha‘aha‘a (humility with modesty), and Ahonui (patience with perseverance). We believe that by adhering to these values, beliefs and

ethos, we will continue to be able to authorize high quality schools, provide supportive oversight to our current charter school portfolio, and through innovation, move all schools in Hawai‘i towards continuous improvement.

STRATEGIC PLAN

Hawai‘i State Board of Education policy E-700 establishes the purposes of charter schools in the public education system. In 2018-2019 the Commission developed a strategic plan to meet these purposes. The Commission’s three goals for implementing its revised Strategic Plan provide a framework for a continuous improvement process.

Goal 1	Goal 2	Goal 3
To attain a public charter school portfolio representing high-quality, diverse educational opportunities for students and their families.	To maintain a high-quality, diverse public charter school portfolio of schools that meets statutory and contractual expectations.	To sustain a high-quality, diverse public charter school portfolio that contributes to Hawai‘i's public education system.

For each Goal, the Commission determined key strategies to operationalize the goal. Annually the Commission creates milestones and action steps to implement each strategy intended to achieve its goals. All of the strategies for Goal 1 have been met. The intention of Goal 2 is to provide a continuous improvement framework for the performance areas (academic, financial, and organizational). The data is collected, monitored, and analyzed and provided to the Commission during the renewal process. In addition, Goal 2 identifies best practices that can be used to inform Goal 3. Using the best practices identified in Goal 2, the role of Goal 3 is to disseminate these practices to other charter and district schools looking for improved student outcomes. A complete report on the Commission’s strategic plan can be found in the [2023-2024 Strategic Plan Update](#).

The Performance Framework

THE PERFORMANCE FRAMEWORK

The Commission’s accountability system, known as the Performance Framework, is composed of three content-specific frameworks: the Academic Performance Framework (APF), the Financial Performance Framework (FPF), and the Organizational Performance Framework (OPF). The Commission uses these frameworks to evaluate the performance of each charter school in its portfolio.

With increased school autonomy as the bedrock of charter school authorization, comes the expectation of high academic standards, achievement, and mission accomplishment. The Academic Performance Framework outlines the measures by which a charter school’s academic performance will be evaluated for purposes of annual monitoring, potential interventions, plans for improvement, and renewal and revocation decisions.

ACADEMIC PERFORMANCE

The HDOE annually evaluates public schools statewide through its Strive HI Performance System. The Commission, as the sole authorizer of Hawai‘i’s charter schools, evaluates the academic performance of each school annually through its APF. The APF incorporates data from many of the Strive HI measures, and, by statute, allows for additional measures: “§302D-16 (c)The performance framework shall allow the inclusion of additional rigorous, valid, and reliable indicators proposed by a public charter school to augment external evaluations of its performance; provided that the authorizer approves the quality and rigor of such school-proposed indicators, and the indicators are consistent with the purposes of this chapter and the charter contract.” Hawaiian immersion charter schools administer the KĀ‘EO assessment-- language arts and math in grades 3-8; and science in grade 5 and 8. Additionally, schools may compare their performance to other public schools at the complex or complex area levels. Finally, school-selected and school developed measures also provide a more comprehensive analysis of charter schools’ academic performance, and considers the unique features and innovative practices of each charter school.

Academic Performance Framework

The APF in each school’s charter contract provides the structure for reporting student progress relevant to the unique communities each school serves. Initially, “school specific measures” allowed schools to report on the distinct ways that students learned and were thus measured. The early contracts placed Strive HI data at the forefront of the APF, with optional School-Specific Measures (SSMs) developed and agreed upon by the charter school and the Commission. The SSMs were designed with multiple rating plans that provided varied values for the optional SSMs.

Contract 3.0, implemented in school year 2017-2018, introduced Value Added Measures (VAM). The VAM attempted to “help quantify the unique approaches/characteristics/initiatives that defined each charter school.” Some schools expressed confusion at the term “Value Added Measure” due to its association with teacher evaluation measures. (2019, Harley and Weeldryer) Further, schools expressed they were unable to include indicators or assessment tools aligned to their mission.

Presently, Contract 4.0 provides a Mission Aligned Initiative (MAI) which is built on the foundational premise that each school's *mission* aligns to the distinct aspects of the community within which the school resides. The MAI (Indicator 1; required), along with the optional opportunity to report on site-specific measures (Indicator 4; supplemental) afford schools a more relevant and comprehensive appraisal that balances the Strive HI measures. Historically, Strive HI reporting has not presented an accurate and relevant profile of charter schools' unique mission focus. Inherent in the implementation of the MAI is the requisite task of developing a method to assess the MAI, and thus yield relevant and accurate data that informs the continued improvement of teaching and learning.

Mission Aligned Initiative

The school implements and measures mission-focused educational goal(s) through documentation and a written narrative submitted to the Commission annually.

There are two parts to the measure of Mission Alignment to Student Success.

Indicator 1: Mission Aligned Initiative

Indicator 1A of the MAI is a self-rating completed by the school and indicates their reflection of mission presence.

- Basic: Articulation of school mission/vision
 - A school is able to speak about their mission.
- Practiced: Articulation of units/ lessons (curriculum, instruction, and assessment) that target an aspect of the school mission/vision.
 - Such articulation is present and not yet fully actualized in all areas of the school program.
- Ingrained: Articulation of a yearlong curriculum with units/lessons and assessments that target an aspect of the school mission/vision.
 - Full articulation of curriculum, instruction, and assessment is present and fully actualized in all areas of the school program.

Indicator 1B of the MAI is a narrative analysis of the level of implementation. This narrative analysis is assessed by the Commission's Framework staff. The reflective analysis should include an explanation of:

- The extent to which the educational program is aligned to the mission.
- How the mission guides decision-making and priority setting.

- How the mission is reflected in student learning and progress.

The narrative is assessed using a point system as follows:

- Approaches: Articulation of school mission/vision in educational program. (1-3 points)
- Practices: Partial articulation of how the program is aligned and carried out with respect to its mission. A degree of decision-making and priority setting are aligned to the mission. Mission presence in student learning and progress is evident in some parts of the school program. (4-6 points)
- Ingrained: Full articulation of how the program is aligned and carried out with respect to its mission. Decision-making and priority setting are fully aligned to the mission and are evident in student learning and progress throughout the school program. (7-10 points)

Indicator 2: Standardized Assessment-Strive HI

School data for indicator 2 can be found in the individual school performance reports in Appendix C of this report.

Indicator 3: Comparative Performance (Supplemental—up to 6 points)

Provides an opportunity for a public charter school to compare its Absolute Achievement performance with other public schools by Complex, Complex Area, or Charter Schools.

Indicator 4: School Reported Data on Site-Relevant Diagnostics (Supplemental—up to 9 points)

Depicts student achievement/growth at critical points throughout the school year using site relevant diagnostics. School Reported Data could include:

- Adaptive Diagnostic Tool - a type of computer adaptive test that matches the difficulty of the test questions to the ability of the student
- Local-specific Diagnostic Tool - school developed tool/task that utilizes locally developed norms to assess student growth
- Universal Screener - a brief assessment typically administered three times per year (fall, winter, and spring)

Student Academic Outcomes

Student outcomes include those that are required by Hawai'i Revised Statutes drawn from Strive HI, as well as school developed site-based measures.

The Commission’s APF includes:

- Indicator 1—the Mission Aligned Initiative (MAI);
- Indicator 2--Student achievement as measured by:
 - proficiency on the statewide assessments;
 - the achievement gap between high needs students and non-high needs students;
 - student growth; and,
 - post-secondary readiness;
- Indicator 3—Comparative Performance (supplemental)
- Indicator 4—School Reported Data; Site-Relevant Diagnostic (supplemental)

Charter school performance measures are reported in Appendix C, individual school performance summaries, and Appendix E, Charter School Academic Performance and Enrollment Data.

Kaiapuni (Hawaiian Language Immersion/Medium) Charter Schools and Kaiapuni Assessment of Educational Outcomes (KĀ‘EO)

Kaiapuni/Kaia‘ōlelo schools, or Hawaiian language immersion/medium schools, deliver instruction in ‘Ōlelo Hawai‘i (the Hawaiian language) — which may include Olelo Niihau or Olelo Kanaka (Niihau dialect) — and, typically, instruction is entirely in ‘Ōlelo Hawai‘i until fifth grade, at which point English is introduced.

Six charter schools are Kaiapuni/Kaia‘ōlelo schools:

1. Ka ‘Umeke Kā‘eo Public Charter School
2. Kawaikini New Century Public Charter School
3. Ke Kula Niihau O Kekaha Learning Center
4. Ke Kula ‘o Nāwahīokalani‘ōpu‘u Iki Lab Public Charter School
5. Ke Kula ‘o Samuel M. Kamakau Laboratory Public Charter School
6. Kualapu‘u Public Conversion Charter School

Of these schools, one — Kualapu‘u Public Conversion Charter School — is an English medium school that operates a Hawaiian immersion program. Another — Ke Kula Niihau O Kekaha Learning Center — has adopted a heritage, two-way bilingual immersion program, also known as a dual language immersion, in which Native Niihau speakers and native English speakers maintain and develop their first language while acquiring native-like communication and literacy skills in a second language. Academic content is taught and assessed in two languages over an extended period of time.

Most Kaiapuni/Kaia‘ōlelo schools and programs administer the Kaiapuni Assessment of Educational Outcomes (KĀ‘EO) in language arts, math, and science to students in elementary and middle school grade levels on an annual basis.

FINANCIAL PERFORMANCE

Financial Performance Framework (FPF)

The Commission ensures that the charter schools comply with applicable laws, rules, regulations, and provisions of the charter contract. Relating to financial reporting requirements, and to financial management, and oversight it is expected that each charter school conduct an annual independent audit or review, including but not limited to:

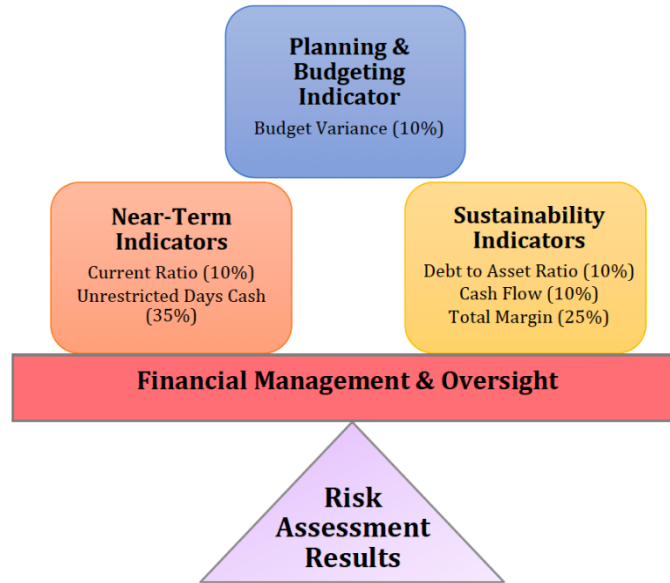
- Complete an on-time submission of financial reports, including annual budget, revised budgets (if applicable), periodic financial reports as required by the authorizer and any reporting requirements if the board contracts with an Education Service Provider (ESP).
- On-time submission and completion of the annual independent audit and corrective action plans (if applicable)
- No charging of tuition
- Adequate management and financial controls
- All reporting requirements related to the use of public funds
- An unqualified audit opinion
- An audit devoid of significant findings and conditions, material weaknesses or significant internal control weaknesses
- An audit that does not include a disclosure of concern in the notes or an explanatory paragraph within the audit report

The FPF incorporated a risk-based assessment to measure financial performance for Hawai‘i charter schools. Utilizing this method of assessment, the Commission was better able to assess the potential risk of fiscal insolvency for each school using a balanced weighted formula that incorporated six fiscal measures:

1. Current ratio
2. Unrestricted days of cash on hand
3. Debt to asset ratio
4. Cash flow
5. Total margin
6. Budget variance

The diagram below explains how the six fiscal measures are calculated and weighted to assess the overall financial risk.

$$(Current\ Ratio \times 0.10) + (Unrestricted\ Days\ Cash \times 0.35) + (Debt\ to\ Asset\ Ratio \times 0.10) + (Cash\ Flow \times 0.10) + (Total\ Margin \times 0.25) + (Budget\ Variance \times 0.10)$$



For the 2023-2024 school year, the overall financial performance factoring all six indicators show that 21 schools are in the low risk category, 15 are in the acceptable category, and one school did not provide information by the time of the annual report to assign a risk value.

Low	Acceptable	Moderate	High	Significant	Pending
21 Schools	15 Schools				1 School

More detailed information of charter school financial performance over time can be found in Appendix F.

ORGANIZATIONAL PERFORMANCE

Organizational Performance Framework (OPF)

The Performance Framework allows the Commission to carry out the authorizer’s core responsibility—to protect the public interest. The OPF articulates and reminds charter schools that they are to meet all applicable federal, state, local laws and regulations, as well as contractual requirements at all times for the duration of the Charter Contract. In addition to an

annual site visit focused on the organizational framework, monthly desk reviews are conducted for each school in the portfolio. Schools receive an email and/or phone call follow up to ensure the organizational tasks are addressed.

Overall Evaluation of Organizational Performance

Guided by Performance indicators, measures, and metrics, the Commission is able to evaluate and assess the performance of each public charter school under the framework by:

1. Reviewing a public charter school’s compliance with federal, state, local laws, and regulations;
2. Conducting at least one school site visit during the term of the Charter Contract;
3. Requiring submission of documentation verifying compliance through the Kuleana Portal, the Commission’s online compliance management system; and
4. Reporting annually on the school’s fulfillment of compliance requirements included within this framework;
5. Reviewing the Charter Contract for evidence of compliance with contractual requirements.

When a Performance evaluation indicates a charter school is unable to comply with statutory and contractual requirements, the school becomes subject to the Intervention Protocol of the Charter Contract which may result in corrective action up to and including revocation of the Charter Contract.

There were 36 schools on Contract 4.0 in 2023-2024, and each progressed positively with respect to the organizational framework requirements. (One school, DreamHouse ‘Ewa Beach Public Charter School, completed their final year of Contract 3.0 in 2023-2024. The Performance Report for Contract 3.0 requires that schools meet six indicators for the organizational performance framework. DreamHouse ‘Ewa Beach Public Charter School met all six indicators). Contract 4.0 has 42 annual organizational tasks to complete. An assessment of “meets” or “does not meet” is recorded in the individual school Performance Reports (Appendix C) for each of the 42 annual tasks.

Of the total portfolio (36) of schools on Contract 4.0 in 2023-2024:

- 80% of the schools completed all organizational requirements at a rate of 90% or better (missing 1-4 items out of 42);

Of the 13 schools in Cohort 1 of Contract 4.0 in 2023-2024:

- 83% of the schools completed all organizational requirements at a rate of 90% or better (missing 1-4 items out of 42);

Of the 23 schools in Cohort 2 of Contract 4.0 in 2023-2024:

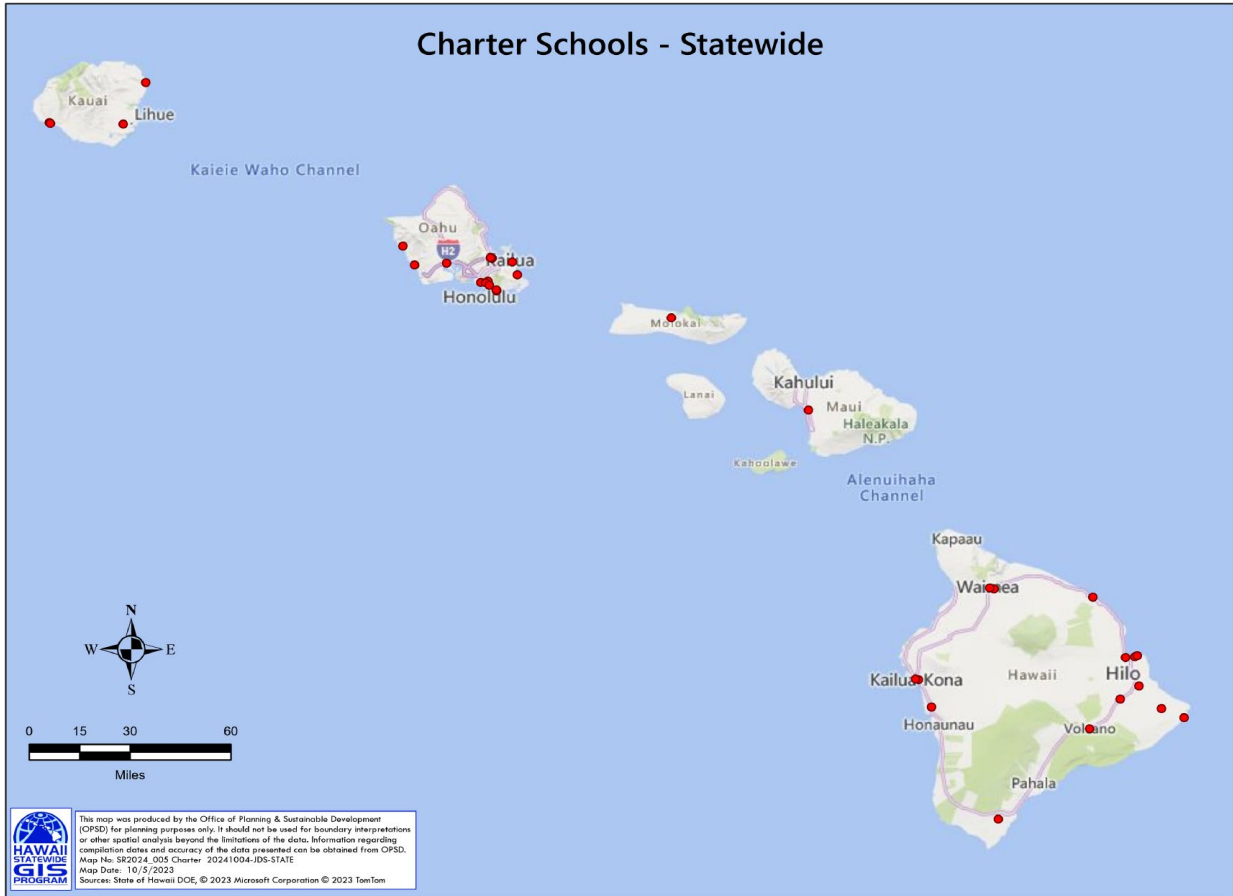
- 100% of the schools completed all organizational requirements at a rate of 90% or better (missing 1-4 items out of 42);

Finally, 28% of the total portfolio have 100% of all annual organizational tasks completed for 2023-2024.

Status of Charter School Portfolio for School Year 2023-2024



Figure 6 Charter school demographic data.



CHARTER SCHOOL LOCATIONS

In school year 2023-2024, 37 charter schools were in operation across the state. O’ahu and Hawai’i Island had the most with sixteen on O’ahu and fourteen on Hawai’i Island. Kaua’i had five charter schools. Maui and Moloka’i each had one charter school in school year 2023-2024. Additionally, one charter school operated statewide, another operated on five of the islands, and another operated on four of the islands. Collectively, charter schools enrolled 12,427 students in kindergarten through grade 12, which represents a 2.5% increase from the previous year’s enrollment count of 12,116. Our pre-k charter school programs grew by 6% in school year 2023-2024 to a total enrollment of 261 students.

CHARTER SCHOOL EDUCATIONAL MODELS AND DIVERSE LEARNING OPTIONS

A primary purpose of charter schools is to provide learning opportunities that match the unique needs of students. Whether a student would learn best in a project-based learning environment in metro Honolulu, a Hawaiian medium school in Kea’au on Hawai’i Island, or online within their own home, there is a charter school in Hawai’i that offers those unique educational models. When charter schools first began in Hawai’i, there were limited educational options for parents and students. Nearly 30 years later, there are many different educational models and options

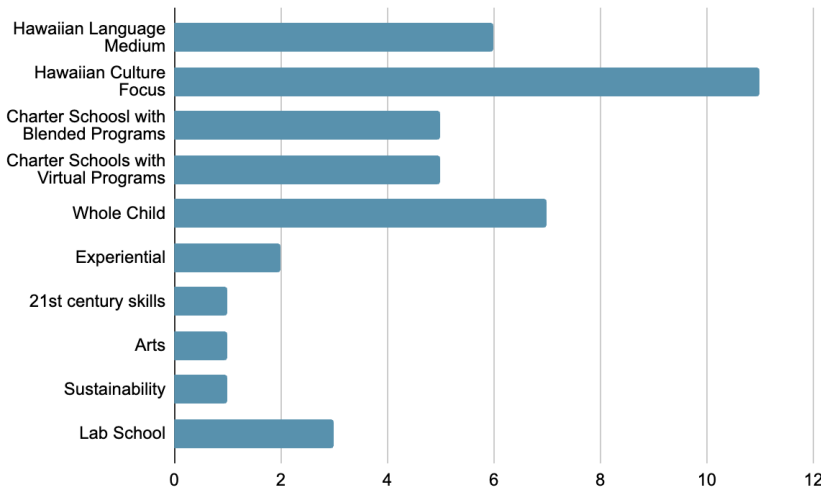


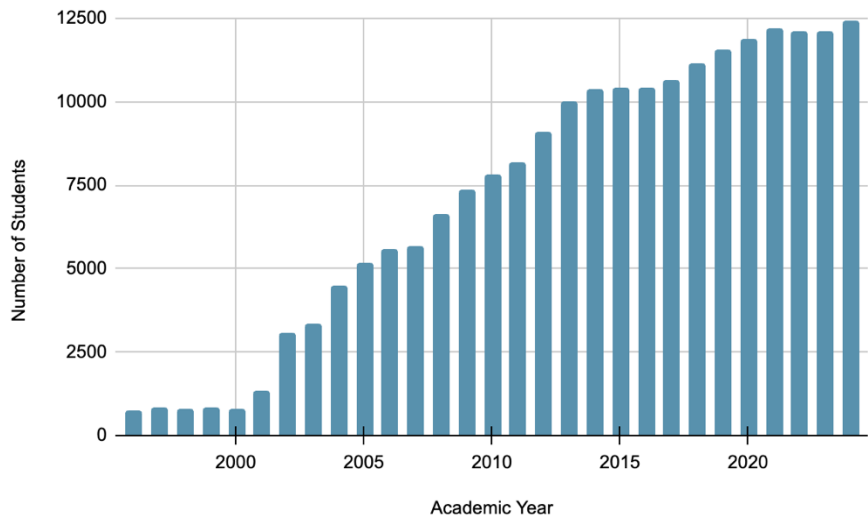
Figure 7 Charter School Educational Models and Diverse Learning Options

available for students. These models can be grouped into 10 broad categories and some schools incorporate multiple models within their philosophical and pedagogical approaches. Over the last two decades, there has been a shift in the educational priorities of students and parents. Early charter schools largely focused on Hawaiian language acquisition or

teaching traditional Hawaiian values. While the Hawaiian focused charter schools are still in high demand, in recent years there has been an increase in alternative education models in Hawai‘i. The community’s desire for students to be prepared for the jobs of the 21st century, and a growing interest in whole-child models are two examples of shifts in our portfolio.

CHARTER SCHOOL ENROLLMENT TRENDS

In school year 2023-2024 the total enrollment for Hawai‘i charter schools is 12,427 students. This number represents approximately 7.4% of all K-12 students in Hawai‘i. Charter schools added 311 students in the school year 2023-2024 representing a 2.5% increase from last year. For perspective, the state of Hawai‘i’s enrollment decreased by 985 students, a decrease of 0.6%. The slow growth indicates the stabilization of enrollment in Hawai‘i’s charter schools post pandemic. Historically, Hawai‘i’s charter school system grows on average 404 students annually.



CHARTER SCHOOL ENROLLMENT BY GRADE

The grade distribution charter schools follow a typical pattern with higher enrollment in elementary charter school, followed by an enrollment bump in middle school grades 6-8 and then a gradual decline in grades 9-12. This year 59% of charter students are in elementary grades (K-6), followed by 20% in middle school (7-8), and 22% in high school.

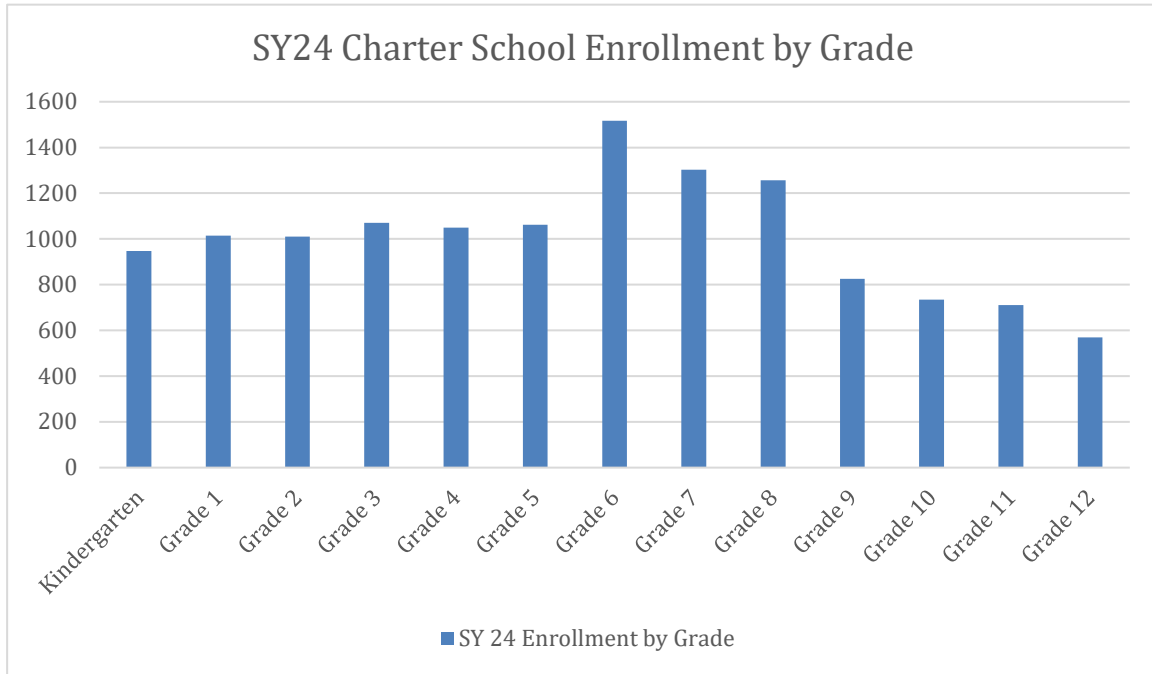
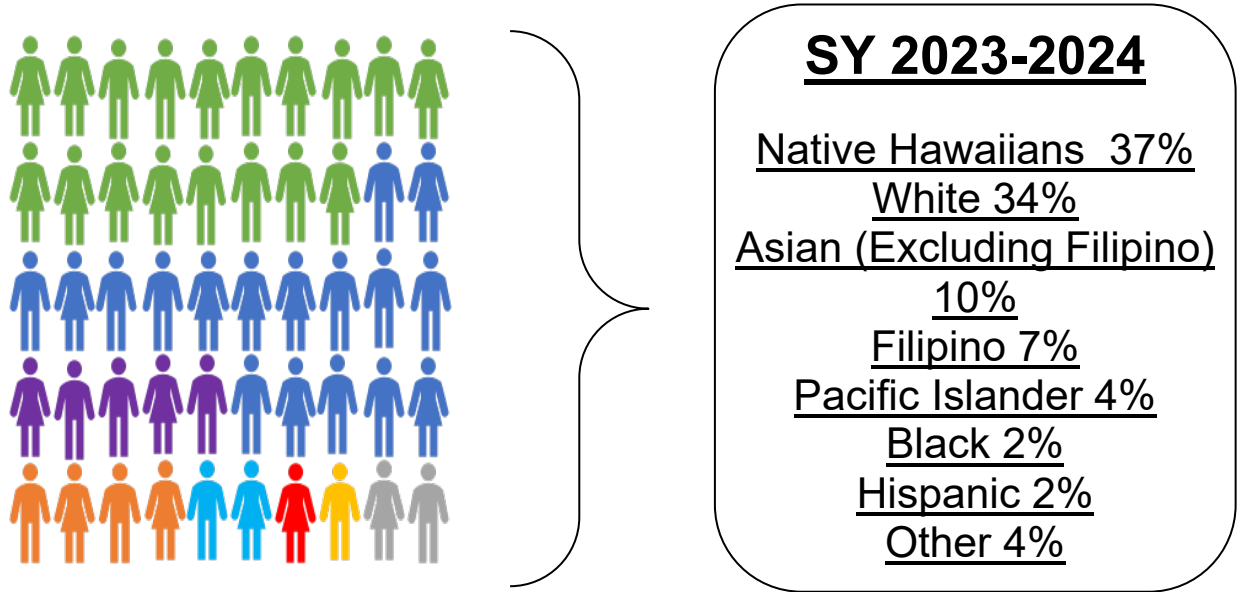


Figure 8 Charter School Demographics



<p>Students who are English Learners (ELs)</p> <p>3%</p> <p>7% lower than HIDOE schools</p>	<p>Students with Special Needs</p> <p>10%</p> <p>1% lower than HIDOE schools</p>
<p>Native Hawaiian Students</p> <p>37%</p> <p>14% higher than HIDOE schools</p>	<p>Students who are economically disadvantaged</p> <p>46%</p> <p>2% lower than HIDOE schools</p>

HAWAII STATE PUBLIC CHARTER SCHOOLS

Table 1 2023-2024 Commission Charter School Portfolio

School	Year Authorized	Grades Served	Total K-12 Enrollment	Status
Alaka'i O Kaua'i Public Charter School	2016	K-6	221	Operating
Connections Public Charter School	2000	K-12	346	Operating
DreamHouse 'Ewa Beach	2019	6-9	400	Operating
Hakipu'u Academy	2001	7-12	65	Operating
Hālau Kū Māna Public Charter School	2000	5-12	125	Operating
Hawai'i Academy of Arts & Science Public Charter School	2001	K-12	708	Operating
Hawai'i Technology Academy	2008	K-12	1605	Operating
Innovations Public Charter School	2001	K-8	240	Operating
Ka 'Umeke Kā'eo	2001	Pre-K-12	275	Operating
Ka Waihona o ka Na'auao Public Charter School	2001	K-8	626	Operating
Kamaile Academy, PCS	2007	Pre-K-12	893	Operating
Kamalani Academy	2016	K-8	112	Operating
Kanu o ka 'Āina New Century Public Charter School	2000	K-12	625	Operating
Kanuikapono Public Charter School	2001	K-12	202	Operating
Ka'ōhao Public Charter School	1996	K-6	341	Operating
The Kapolei Charter School by Goodwill Hawai'i	2016	9-12	138	Operating
Kawaikini New Century Public Charter School	2008	K-12	168	Operating
Ke Ana La'ahana Public Charter School	2001	7-12	26	Operating
Ke Kula Niihau O Kekaha Learning Center	2001	Pre-K-12	43	Operating
Ke Kula 'o Nāwahīokalani'ōpu'u Iki, LPCS	2001	Pre-K-8	527	Operating
Ke Kula 'o Samuel M. Kamakau, LPCS	2001	Pre-K-12	139	Operating
Kiheī Charter School	2001	K-12	676	Operating
Kona Pacific Public Charter School	2008	K-8	178	Operating
Kua o ka Lā New Century Public Charter School	2001	Pre-K-8	185	Operating
Kualapu'u School: A Public Conversion Charter	2004	Pre-K-6	303	Operating
Kula Aupuni Niihau A Kahelelani Aloha (KANAKA) A New Century Public Charter School	2001	K-12	45	Operating

School	Year Authorized	Grades Served	Total K-12 Enrollment	Status
Laupāhoehoe Community Public Charter School	2011	Pre-K-12	321	Operating
Mālama Honua Public Charter School	2012	K-8	166	Operating
Myron B. Thompson Academy	2001	K-12	464	Operating
Nā Wai Ola Public Charter School	2000	Pre-K-5	97	Operating
SEEQS: the School for Examining Essential Questions of Sustainability	2012	6-8	178	Operating
University Laboratory School	2001	K-12	446	Operating
The Volcano School of Arts & Sciences	2001	Pre-K-12	308	Operating
Voyager: A Public Charter School	2000	K-8	258	Operating
Wai'ālae Elementary Public Charter School	1999	Pre-K-5	493	Operating
Waimea Middle Public Conversion Charter School	2003	6-8	209	Operating
West Hawai'i Explorations Academy	2000	6-12	275	Operating
Kulia Academy	2021		--	Pre Opening
Namahana School	2021		--	Pre Opening

CHARTER SCHOOL APPLICATIONS

The State Public Charter School Commission completed the 2022-2023 application cycle in school year 2023-2024. One application was received and was not approved. The Commission approved its Applications policy in December of 2023 and approved a revised application in June of 2024

Table 2 Applications Received by the Commission

Applications Received	Grades Proposed	Proposed Educational Model	Status
Lima No'ēau Career Academy	K-12	Virtual	Not Authorized

PUBLIC CHARTER EARLY LEARNING CLASSROOMS

Hawai'i Revised Statutes, [HRS 302-39](#), establishes the criteria and statutory authority for all state-funded early learning programs and private partnership-funded preschool programs in public charter schools, except for special education and Title I-funded prekindergarten programs. These criteria and measures are identified by the State Public Charter School Early Learning Addendum to Contract ("EL Addendum to Contract"), reviewed and signed by all participating schools and the Commission.

Aligned with the Commission’s strategic plan, the early learning program goal is to increase access and affordability to high-quality early learning programs to address Hawai‘i’s ALICE (Asset Limited, Income Constrained, Employed) families, many of which are our young middle-class families contributing to our workforce. Over the past year, Commission and early learning team members have participated in the [Ready Keiki Initiative](#) led by Lieutenant Governor Sylvia Luke and community leaders. Together, we are improving the early learning system to ensure that by 2032, one hundred percent of all underserved children will have access to high-quality early learning opportunities.

In the school year 2023-2024, the Commission’s early learning program operated 18 pre-kindergarten classrooms across Hawai‘i, with programs located on four Hawaiian Islands. The Commission’s Early Learning Program Annual Report school year 2023-2024 provides more information about the Commission's early learning program. See Appendix H for the Early Learning report.

Table 3 Early Learning Program Locations Statewide

Island	Participating Charter School	Number of State Funded Classrooms
Hawai‘i	Volcano School of Arts and Sciences	2
	Kona Pacific Public Charter School	1
	Ke Kula ‘o Nāwahīokalani‘opu‘u Iki, LPCS	2
	Kua o ka Lā New Century Public Charter School	2
	Ka ‘Umeke Kā‘eo	2
	Laupāhoehoe Community Public Charter School	1
Moloka‘i	Kualapu‘u School: A Public Conversion Charter	1
O‘ahu	Ke Kula ‘o Samuel M. Kamakau, LPCS	1
	Wai‘alae Elementary Public Charter School	1
	Kamaile Academy Public Charter School	3
Kaua‘i	Ke Kula ‘o Nāwahīokalani‘opu‘u Iki, LPCS (Ma‘ilikūkahi)	1
	Ke Kula Niihau O Kekaha	1
Total		18

Authorizing Functions Provided to Charter Schools

AUTHORIZING FUNCTIONS

The authorizing functions provided by the authorizer to the public charter schools under its purview, including the authorizer's operating costs and expenses detailed in annual audited financial statements that conform with generally accepted accounting principles (HRS 302D-7).

Pursuant to statute, HRS, Section 302D-5(a), authorizers are charged with a number of essential powers and duties, specifically:

- Soliciting and evaluating charter applications;
- Approving quality charter applications that meet identified educational needs and promoting a diversity of educational choices;
- Declining to approve weak or inadequate charter applications;
- Negotiating and executing sound Charter Contracts with each approved applicant and with existing public charter schools;
- In accordance with Charter Contract terms, monitoring the performance and legal compliance of public charter schools; and
- Determining whether each Charter Contract merits renewal, nonrenewal, or revocation.

The Commission, as an authorizer, is also statutorily charged with:

- Acting as the point of contact between the DOE and charter schools;
- Being responsible for and ensuring the compliance of a charter school with all applicable state and Federal laws, including reporting requirements;
- Being responsible for the receipt of applicable Federal funds from DOE and the distribution of funds to the charter schools; and
- Being responsible for the receipt and distribution of per-pupil funding from the State Department of Budget and Finance.

In addition to fulfilling its statutorily charged duties, the Commission also provides technical assistance to charter schools including: human resources support for schools that do not purchase payroll and human resources services from the Department of Education; serving as the point of contact and conduit of data and information between charter schools and other State agencies (such as the Department of Human Resources Development, the Hawai‘i Employees’ Retirement System, and the Hawai‘i Employer-Union Health Benefits Trust Fund); serving as the point of contact for charter school sector-wide issues relating to bargaining units; and relaying information to all public charter schools on required accountability data information systems, among other functions.

AUTHORIZER’S OPERATING COSTS AND EXPENSES

Total operating costs and expenses cover a range of services, as required by statute, to support the Commission in its role as the sole authorizer in the State of Hawai‘i. For fiscal year 2023-2024, the Hawai‘i State Legislature appropriated about \$1.8 million in general funds to the Commission.

During fiscal year 2023-2024, the Commission’s operating costs, primarily supported with general funds and Federal funds provided through a Memorandum of Understanding with the Hawai‘i Department of Education, totaled approximately \$2.5 million. The Commission’s audit

report was prepared by CW and Associates, Certified Public Accountants, and can be found in Appendix J.

AUTHORIZER SERVICES PURCHASED BY CHARTER SCHOOLS

The services purchased from the authorizer by the public charter schools under its purview (302D-7).

No services were purchased from the Commission by charter schools in fiscal year 2023-2024.

FEDERAL FUNDS

A line-item breakdown of Federal funds received by the department and distributed by the authorizer to public charter schools under its control. Any concerns regarding equity and recommendations to improve access to and distribution Federal funds to public charter schools (302D-7).

Since July 1, 2013, the Commission staff has been responsible for receiving and distributing Federal funds to charter schools. The Commission serves as a pass-through entity allocating Federal funds from the DOE to charter schools. The following table sets forth Federal funds that the Commission disbursed to the schools for the 2023-2024 fiscal year. In addition to serving as a pass-through entity, the Commission also provides oversight of Federal funds it distributes. In doing so, Commission staff guide schools through a comprehensive needs assessment and root cause analysis to ensure schools are properly using Federal funds. Additional information regarding the work the federal programs team is providing to schools can be found in Appendix I (Federal Programs Annual Report SY 2023-2024).



Figure 11- Students on a field trip sailing on a canoe.



Figure 10- Students sitting on the floor of their classroom being instructed by their teacher.



Figure 9- A large group of students standing in front of beautiful trees.

Table 4 Federal Fund Allocations and Expenditures for Charter Schools

Federal Program	Purpose of Funding and Basis for Allocation	Federal Funds Allocated in FY 2023-2024	Amount Provided to Charter Schools in FY 2023-2024
U.S. Department of Education Impact Aid	To provide financial assistance to local education agencies affected Federal presence. Distribution based on proportion of total public school enrollment.	\$19,032,258	\$19,032,258
U.S. Department of Education Title IV, Part A: Student Support and Academic Enrichment	To improve students' academic achievement by increasing the capacity of states, local educational agencies (LEAs), school, and local communities to provide students with access to a well-rounded education; improve school conditions for student learning; and improve the use of technology in order to improve the academic achievement and digital literacy of all students.	\$395,000	\$395,000
U.S. Department of Defense Impact Aid	To provide financial assistance to local education agencies affected by military presence. Distribution based on proportion of total public school enrollment.	\$583,545	\$583,545
Education for Homeless Children & Youth	To support all homeless children so that they have equal access to free and appropriate public education. Funds support staffing for personnel that provide technical assistance to various groups. Distribution is based on the cost of a homeless liaison position and related expenses.	\$18,995	\$120
Title 1 Grants to Local Education Agencies (LEA)	To help disadvantaged students enrolled in schools with the highest concentrations of poverty to meet the same high standards expected of all students. Distribution made to only schools with 47.2% or more students receiving free or reduced-price meals. Distribution to these schools based on Title 1 formula using the number of students eligible for free or reduced-price meals, multiplied by the per-pupil funding amount for the school's county.	\$4,569,677	\$3,972,167

Federal Program	Purpose of Funding and Basis for Allocation	Federal Funds Allocated in FY 2023-2024	Amount Provided to Charter Schools in FY 2023-2024
Improving Teacher Quality State Grants- Title II, Part A	To improve teacher and principal quality and increase the number of highly qualified teachers in the classroom. Distribution based on an approved Title 2A Highly Qualified Plan.	\$114,534	\$114,534
English Language Acquisition State Grants	To supplement efforts to improve the education of limited English proficient students. Distribution based on the number of English language learners enrolled in schools after submission and approval of Title 3 written plans.	\$66,160	\$4,193
Special Education Grants to State	To provide financial assistance to state education agencies to assist in the provision of special education services as determined by IDEA and ESSA.	\$389,973	\$389,973
Special Education Preschool Grants	To provide grants to States to assist them in providing special education and related services to children with disabilities ages 3 through 5 years, and at the State's discretion, to 2 year-old children with disabilities who will reach age three during the school year.	\$10,000	\$10,000
Nita M. Lowey 21st Century Community Learning Centers	To support the creation of community learning centers that provide academic enrichment opportunities during non-school hours for children.	\$5,697	\$5,697
COVID-19: American Rescue Plan Elementary and Secondary School Emergency Relief Fund	To support schools in safely reopening and sustaining safe operations of schools while meeting the academic, social, emotional, and mental health needs of students resulting from the coronavirus pandemic.	\$5,858,660	\$5,858,660
Temporary Assistance for Needy Families	To provide a middle school after-school program for grades 6-8 that services and proactively prevents middle school students from engaging in	\$60,621	\$60,621

Federal Program	Purpose of Funding and Basis for Allocation	Federal Funds Allocated in FY 2023-2024	Amount Provided to Charter Schools in FY 2023-2024
	risky behaviors during late afternoons when schools are not in session.		
TOTAL		\$31,105,260	\$30,418,804*

**NOTE: Any federal funds not provided to the charter schools are funds that have been allocated by the Hawai'i Department of Education to the Commission in order to hire staff that provide technical support and professional development opportunities associated with federal program requirements.*

Equity Concerns and Access and Distribution Recommendations for Federal Funds

The Commission continued its collaboration and cooperation with HIDOE in fiscal year 2023-2024. Specifically, HIDOE's assistance with the administration and management of American Rescue Plan Elementary and Secondary School Emergency Relief (ESSER III- ARP) Funds greatly benefitted charter schools. Commission staff worked closely with HIDOE staff on administering the ESSER III- ARP reimbursement process and ensuring that charter schools utilized available funds before the lapsing date.

The Commission will continue working with HIDOE going forward; specifically, in clarifying the role and responsibilities of the Commission with HIDOE's dual standing as the State Education Agency (SEA) and Local Education Agency (LEA).

Successes

Hawai'i's charter school schools are a success. They successfully provide a variety of learning experiences for Hawai'i's students with limited resources. These varied learning experiences enrich students' lives with instruction designed to develop them as individuals, community members and to perpetuate 'Ike and 'Ōlelo Hawai'i in our Kaiapuni/Kaia'ōlelo and Hawaiian Culture Focused charter schools.

Three of this year's successes, include:

- An improved relationship with charter schools.
- The Commission approved Hawai'i's first Pre-K only charter school.
- The Commission selected a new Executive Director, Ed Noh, Ed.D.

An improved relationship with approved schools

As a part of its oversight process, the Commission's Frameworks Team conducts two annual school site visits. These site visits are critical to evaluating the three contract frameworks, as

well as, building positive relationships with authorized schools. Prior to the implementation of the annual site visits, the relationship between commission staff and authorized schools was tenuous. Since completing two site visits for school year 2023-2024, the relationships have greatly improved. There is improved trust, collaboration and understanding between both entities. With continued implementation, additional improvement to the relationships are expected leading to further collaboration and improvements to student outcomes.

Hawai‘i’s first pre-k only charter school- PACT Parkway Villages Preschool

In the school year 2023-2024, the Commission approved an application process and began accepting applications for pre-k only charter schools. This was the first time pre-k only schools could apply for a charter with the Commission. Authorized pre-k charter schools receive a 5-year contract just as existing charter schools. In school year 2023-2024 the Commission approved its first pre-k charter school, PACT Parkway Villages Preschool. PACT Parkway Villages Preschool is currently in its planning year and plans to open and commence operations in January 2025, which officially changed its name to Parkway Village Preschool.

New Executive Director Dr. Ed H. Noh

In early January 2024 the Commission selected Dr. Ed H. Noh to lead commission staff as its newest executive director. Bringing 30+ years of professional experience and more than 16 years of executive leadership experience in the education sector, Dr. Noh has a proven track record of driving educational excellence in both public and charter school systems. His vision aligns seamlessly with the commission’s goals of fostering innovation and ensuring the highest education standards for students across the state. Dr. Noh holds a master’s degree in Educational Leadership and Policy Studies from the University of Washington and a doctorate degree in Professional Educational Practice from the University of Hawai‘i at Mānoa.

Challenges

There are many challenges facing the charter school movement in Hawai‘i. Three of these challenges, together, hinder charter school's ability to be successful in implementing their mission and achieving academic success for all public school students;

1. Hawai‘i’s charter schools are not funded equally with Hawai‘i’s department schools.
2. Hawai‘i’s Revised Statutes (HRS) 302D, the statute that governs charter schools, is not fully aligned to industry best practice and needs revision.
3. The structure of the Hawai‘i Department of Education in that the State Education Agency (SEA) and the Local Education Agency (LEA) are the same entity.

Addressing these challenges will provide Hawai‘i’s charter schools the opportunities afforded to all public schools in Hawai‘i. In addition, it will support charter schools in implementing the schools unique mission and in addressing students’ academic needs.

Equitable funding for public charter schools

Commission staff collaborate and engage with multiple state agencies to overcome funding inequities for charter schools. There continues to be a substantial inequality in the per pupil funding between public HIDOE schools and public charter schools. This difference in per pupil funding negatively impacts charter schools by inhibiting their ability to improve their academic performance. In addition to a difference in per pupil funding, public HIDOE schools benefit from state public school facilities while public charter schools are required to secure and pay for their own school buildings. This expenditure is significant and typically absorbs 15%-30% of the school’s annual budget diverting funds for licensed educators and classroom supplies.

Revisions to HRS 302D

Since its last revision in 2016, the charter school landscape in Hawai‘i and across the United States has matured and evolved. As the charter school system in Hawai‘i has grown, the need for an update to HRS 302D has emerged. Some examples of revisions or clarifications of HRS 302D that are needed are:

- §302D-5(g) states, “An authorizer shall not provide technical support to a prospective charter school applicant, an applicant governing board, or a charter school it authorizes in cases in which the technical support will directly and substantially impact any authorizer decision related to the approval or denial of the charter application or the renewal, revocation, or nonrenewal of the charter contract.”

This section of code has been interpreted as Commission staff cannot provide support to the schools it authorizes. This is atypical with charter school authorizers. Across the country charter school authorizers provide professional development for their schools to help their schools reach the goal of high quality.

- §302D-32 states, “Each charter school shall annually complete an independent financial audit that complies with the requirements of its authorizer and the department. The authorizer shall provide to each charter school it oversees a list of approved independent auditors, from which the charter school shall select one independent auditor to comply with this section.”

This provision of §302D should be broadened to allow more competition amongst auditing firms, lowering the cost for Hawai‘i’s charter schools. It should also be rewritten to require a more comprehensive audit of charter school finances providing

the Commission with a more detailed understanding of the financial health of each charter school.

These are only two of many areas of HRS 302D in need of revising. The Commission recognizes the importance of aligning 302D with current best practice in charter school law. The Commission encourages the legislature to review 302D and work with relevant educational partners to improve Hawai‘i’s charter school law to meet the needs of a growing movement.

Structure of State Education Agency and the Local Education Agency

Hawai‘i’s education structure is unlike any other state system in the United States. In Hawai‘i, the State Education Agency (SEA) also serves as the Local Education Agency (LEA). They are the same agency. No other state operates this same way. Typically, the State Department of Education serves as the SEA while individual districts and charter schools are considered LEAs.

For charter schools, the structure of Hawai‘i’s system of education creates inequalities for charter schools and charter school educators. One example of this is professional development. Many professional development opportunities that are provided by HIDOE (SEA) are reserved only for DOE (LEA) employees only, excluding charter school educators. Another example of how the structure creates inequalities for charter schools is with communication between agencies. It is difficult for charter school administrators and governing board members to distinguish when HIDOE communications are intended for all Hawai‘i public schools or just Department schools. This miscommunication has resulted in lost opportunities for public charter schools to receive the same support from an SEA as do public HIDOE schools in Hawai‘i.

We remain confident that charter schools will continue to fulfill their appropriate place within the educational landscape of Hawai‘i. Like our name, ‘Aha Kula Ho‘āmana, charter schools will continue to strive and take education in Hawai‘i to a higher level. It is the intent of the Commission to continually empower our communities to create public schools of excellence.



Figure 13 Students from Kamakau PCS stand out front of their school with their teachers and principal.



Figure 12 Students learning music from their music teacher.

Appendices

Appendix A: Glossary of Key Terms

Appendix B: Data in Appendix Tables

Appendix C: 2023-2024 Performance Reports

Appendix D: 2023-2024 Strive HI Reports

Appendix E: Charter School Academic Performance Framework Data for School Years 2020-2021, 2021-2022, 2022-2023, and 2023-2024

Appendix F: Charter School Financial Performance Framework Data for School Years 2020-2021, 2021-2022, 2022-2023, and 2023-2024

Appendix G: Charter School Organizational Performance Framework Data for School Years 2020-2021, 2021-2022, 2022-2023, and 2023-2024

Appendix H: Hawai‘i State Public Charter School Commission Early Learning Program Report for 2023-2024

Appendix I: Hawai‘i State Public Charter School Commission Federal Programs Report for 2023-2024

Appendix J: Hawai‘i State Public Charter School Commission Annual Audit Report for Fiscal Year 2023-2024

Appendix A: Glossary of Key Terms

Term	Definition
Academic Performance Framework (APF)	The framework used by the Commission to assess the academic performance of charter schools.
Act 130	Act 130 of the 2012 Session Laws of Hawai'i, which established the Commission as the state's only charter school authorizer.
Act 276	Act 276 of the 2019 Session Laws of Hawai'i, which provided state funding for prekindergarten programs in charter schools and placed all public prekindergarten programs, including those in charter schools, under the administrative authority of the Executive Office on Early Learning.
Act 46	Act 46 of the 2020 Session Laws of Hawai'i, which expanded the eligibility of state-funded prekindergarten programs to children who are three- and four-years-old by July 31, regardless of family income or categorical priority status, and moved the administrative authority of the public pre-K programs in charter schools from the Executive Office on Early Learning to the Commission. Act 46 was updated by Act 210 of the 2021 Session Laws of Hawai'i
Act 210	Act 210 of the Sessions Laws of Hawai'i 2021, updates Act 46, and assigns and codifies the law into Hawai'i Revised Statute §302D-39.
B&F	Hawai'i Department of Budget and Finance
Blended learning	An educational model that delivers instruction in both an online environment and a "brick-and-mortar" setting.
BOE	Hawai'i State Board of Education
Charter Contract	State Public Charter School Contract, a contract between the Commission and a charter school's governing board that authorizes the school to operationalize a charter application.
Commission	State Public Charter School Commission
HIDOE	Hawai'i State Department of Education
English learners / EL	A student subgroup that is made up of students with limited English proficiency.
ESSA	Federal Every Student Succeeds Act of 2015
Financial Performance Framework (FPF)	The framework used by the Commission to assess the financial performance of charter schools.
High needs students	Students who are in one or more of the DOE's designated high need student subgroups: students eligible for free or reduced-price meals, Special Education students, and English learners.
HRS	Hawai'i Revised Statutes

Term	Definition
Hawai'i State Alternate Assessment / HSA-Alt	A system of assessments for students with significant cognitive disabilities who participate in a school curriculum that includes academic instruction as well as functional life skills.
Hawai'i State Science Assessments / HSA Science	A standardized assessment for science that is administered to students in grades 4 and 8 who are enrolled at English medium public schools statewide.
IDEA	Federal Individuals with Disabilities Education Act
Kaiapuni Assessment of Educational Outcomes / KĀ'EO	A standardized assessment for Hawaiian language arts, math, and science that is administered to students in grades 3 to 8 who are enrolled at Kaiapuni (Hawaiian immersion/medium) schools statewide.
MGP	Median student growth percentile, which is used to compare students' performance on statewide assessments to that of their academic peers.
NACSA	National Association of Charter School Authorizers
Organizational Performance Framework (OPF)	The framework used by the Commission to assess the organizational performance of charter schools.
Performance Framework	The Commission's accountability system, consisting of the Academic, Financial, and Organizational Performance Frameworks.
SLH	Session Laws of Hawai'i
Smarter Balanced Assessment / SBA	A standardized assessment for English language arts/literacy and math that is administered to students in grades 3 to 8 and 11 who are enrolled at English medium public schools statewide.
SPED	Students who receive special education services
Strive HI	Strive HI Performance System, the DOE's accountability and improvement system that is applied to all Hawai'i public schools, including charter schools.
Virtual learning	An educational model that delivers instruction exclusively in an online environment rather than in a "brick-and-mortar" setting.

Appendix B: Data in Appendix Tables

The school-level results for the Strive HI measures included in this report are presented in Appendix B. It is important to note that, for any one of the following reasons, these tables do not always include data for all 37 charter schools in operation during the 2022-2023 school year.

Suppressed Data

The Federal Family Educational Rights and Privacy Act (FERPA), which protects the privacy of students and families, regulates the disclosure of student information by schools and educational institutions that receive Federal education funds and requires the suppression of data that may be used to publicly identify individual students.

In order to comply with this requirement and protect the confidentiality of the charter school students whose data are presented in this report, the Commission follows these data suppression guidelines:

1. Whenever the sample size (also referred to as “n-size”) of a reported group of students is smaller than 11, the data are not included in the table and are instead replaced with “Suppressed”.

Rationale: When data represent a small number of students, it is more likely that the students in the group may be identified, so these data are excluded from public reporting as a precaution.

2. For school year 2023-2024 data, to align with HIDOE reporting, whenever a reported percentage is at 0%, the data is masked as “Suppressed”.
3. For past school years, whenever a reported percentage is at or near 0%, the data are masked as follows:
 - If a school’s data are in the range of 95% to 100%, the actual data are replaced with “(95-100%)” in the data table.
 - If a school’s data are in the range of 0% to 5%, the actual data are replaced with “(0-5%)” in the data table.

Rationale: Percentages at the extreme ends of the spectrum (i.e., 100% and 0%) effectively reveal the performance of all students in a reported group. For example, if 100% of the tested students at a school met the standard on an assessment, then reporting this figure discloses the performance of all tested students at the school.

In order to protect students’ privacy, the Commission does not publicly report results that are either 100% or 0%; however, rather than completely suppress the data, the Commission has

chosen to mask the data so that it may provide a general indication of school performance while still maintaining students' privacy.

In addition, rather than follow the practice of “blanket suppression,” which calls for the suppression of a school's results on all measures if the results for at least one measure are suppressed, the Commission has elected to apply its suppression rules to each measure individually and has only suppressed data when needed. For this reason, the schools whose data are suppressed in this report vary from table to table.

Unavailable Data

Data may not be available for a charter school for one of the following reasons:

- For school year 2019-2020, statewide assessments were canceled due to the impact of COVID-19, so data are not available for the Strive HI academic proficiency, achievement gap, academic growth, and 11th grade ACT metrics, which are also used for the APF.
- The measure did not apply to the school. For example, as described in the “Readiness” section, there are different college and career readiness measures for each grade division; thus, the high school readiness measures do not apply to schools that only have elementary and/or middle school divisions.
- There were no students in a particular group at a school and, therefore, data were not generated. For example, if a school did not have any non-high needs students, there would be no data for the non-high needs ELA/HLA and math proficiency rate measures.

Please refer to Section XIII (Legend for Appendix Tables) for more details and examples.

Data Pooled

For school year 2021-2022, when sample sizes (n-sizes) are too small to be considered reliable, multiple years of data are “pooled” together and treated as one year's worth of data. For the following Strive HI measures, if the current year's n-size is fewer than 11 students, then the current year's data will be pooled with the data from the previous one or two years until the size of the group reaches 11 students. If, after pooling the data for these three years, an n-size of 11 students still has not been reached, then the data are suppressed. Note: prior years n-size was 20 students.

Achievement:

- Proficiency in English language arts/literacy (ELA) or Hawaiian language arts (HLA)
- Proficiency in math

Growth:

- Growth in ELA/HLA
- Growth in math
- Readiness:
 - Chronic absenteeism
 - Four-year graduation rate

For all other Strive HI measures, the data are not pooled and are only publicly reported if the n-size is 11 or more students for a given school year.

Legend for Data Tables

Term/Symbol	Definition and Explanation
(95-100%)	Replaces all data in the range of 95% to 100%. Reason: Reporting school results of 100% would effectively reveal the performance of all students in the reported group, so, in order to protect students' privacy, the Commission masks these data by providing a performance range. Applies to past school years data.
(0-5%)	Replaces all data in the range of 0% to 5%. Reason: Reporting school results of 0% would effectively reveal the performance of all students in the reported group, so, in order to protect students' privacy, the Commission masks these data by providing a performance range. Applies to past school years data.
Suppressed	The data have been suppressed because the sample size ("n size") is less than the minimum threshold required by the Hawai'i Department of Education for public reports (less than 11 students for school year 2021-2022 onward).
Not available	The measure applies to the school, but there is no data to report. Examples: For school year 2019-2020, statewide assessments were canceled due to the impact of COVID-19, so data is not available for certain academic metrics. A school served all tested grade levels, but did not have any English learners that year, so the school did not have English learner proficiency data to report. The number of tested non-high needs students at a school was less than 11, so neither the proficiency rate of non-high needs students nor the achievement gap was calculated for the school.
Does not apply	The measure does not apply to the school. Examples: An elementary school does not serve grade 12, so the four-year graduation rate measure does not apply to the school. The Kaiapuni Assessment of Educational Outcomes (the Hawaiian language statewide assessment) is only administered at Kaiapuni schools, so the growth measure for this assessment does not apply to English medium schools.
Not open	The school was not open in the given school year.

Appendix C: Individual School Reports for 2023-2024

Appendix D: Strive HI Reports for 2023-2024

**Appendix E: Charter School Academic Performance Framework
Data for School Years 2020-2021, 2021-2022, 2022-2023, and
2023-2024**

Table 5 Student Proficiency in English Language Arts/Literacy (ELA) – School Years 2020-2021, 2021-2022, 2022-2023, 2023-2024

Student Proficiency in English Language Arts/Literacy (ELA)	2020-2021	2021-2022	2022-2023	2023-2024
School	ELA	ELA	ELA	ELA
Charter-wide	48%	47%	47%	47%
Statewide	50%	52%	52%	52%
Alaka'i O Kaua'i Public Charter School	66%	72%	70%	71%
Connections Public Charter School	33%	31%	36%	32%
DreamHouse 'Ewa Beach	40%	32%	39%	36%
Hakipu'u Academy	24%	20%	17%	32%
Hālau Kū Māna Public Charter School	38%	48%	30%	52%
Hawai'i Academy of Arts & Science Public Charter School	45%	48%	49%	46%
Hawai'i Technology Academy	66%	61%	62%	59%
Innovations Public Charter School	62%	66%	70%	64%
Ka 'Umeke Kā'eo	27%	28%	37%	34%
Ka Waihona o ka Na'auao Public Charter School	24%	25%	22%	19%
Kamaile Academy, PCS	15%	15%	17%	18%
Kamalani Academy Charter School	36%	38%	39%	27%
Kanu o ka 'Āina New Century Public Charter School	56%	37%	35%	40%
Kanuikapono Public Charter School	39%	32%	26%	23%
Ka'ōhao Public Charter School	76%	72%	82%	79%
The Kapolei Charter School by Goodwill Hawaii	38%	66%	30%	53%
Kawaikini New Century Public Charter School	30%	24%	19%	19%
Ke Ana La'ahana Public Charter School	25%	16%	23%	26%
Ke Kula Niihau O Kekaha Learning Center	6%	SUPP	SUPP	SUPP
Ke Kula 'o Nāwahīokalani'ōpu'u Iki, LPCS	41%	7%	4%	4%
Ke Kula 'o Samuel M. Kamakau, LPCS	36%	37%	41%	39%
Kihei Charter School	61%	50%	50%	48%
Kona Pacific Public Charter School	52%	61%	55%	49%
Kua o ka Lā New Century Public Charter School	31%	45%	34%	39%
Kualapu'u School: A Public Conversion Charter	38%	43%	36%	39%
Kula Aupuni Niihau A Kahelelani Aloha (KANAKA) A New Century Public Charter School (PCS)	17%	SUPP	10%	SUPP
Laupāhoehoe Community Public Charter School	42%	22%	44%	39%
Mālama Honua Public Charter School	49%	45%	46%	55%
Myron B. Thompson Academy	81%	82%	76%	76%
Nā Wai Ola Public Charter School	19%	30%	30%	26%
SEEQS: the School for Examining Essential Questions of Sustainability	58%	59%	74%	70%
University Laboratory School	72%	65%	71%	65%
The Volcano School of Arts & Sciences	38%	39%	42%	48%

Student Proficiency in English Language Arts/Literacy (ELA)	2020-2021	2021-2022	2022-2023	2023-2024
School	ELA	ELA	ELA	ELA
Voyager: A Public Charter School	68%	55%	60%	60%
Wai'alae Elementary Public Charter School	52%	60%	56%	61%
Waimea Middle Public Conversion Charter School	39%	33%	35%	35%
West Hawai'i Explorations Academy	64%	61%	59%	53%

Table 6 Student Proficiency in Math (M) – School Years 2020-2021, 2021-2022, 2022-2023, 2023-2024

Student Proficiency in Math (M) School	2020- 2021 M	2021- 2022 M	2022- 2023 M	2023- 2024 M
Charter-wide	28%	31%	31%	32%
Statewide	32%	38%	40%	40%
Alaka'i O Kaua'i Public Charter School	35%	46%	52%	48%
Connections Public Charter School	9%	12%	17%	14%
DreamHouse 'Ewa Beach	16%	12%	15%	15%
Hakipu'u Academy	SUPP	SUPP	4%	SUPP
Hālau Kū Māna Public Charter School	9%	18%	8%	11%
Hawai'i Academy of Arts & Science Public Charter School	21%	25%	27%	26%
Hawai'i Technology Academy	31%	33%	33%	35%
Innovations Public Charter School	46%	46%	51%	48%
Ka 'Umeke Kā'eo	22%	24%	18%	14%
Ka Waihona o ka Na'auao Public Charter School	10%	17%	15%	13%
Kamaile Academy, PCS	5%	5%	8%	10%
Kamalani Academy Charter School	18%	26%	20%	13%
Kanu o ka 'Āina New Century Public Charter School	28%	19%	19%	19%
Kanuikapono Public Charter School	20%	10%	12%	11%
Ka'ōhao Public Charter School	61%	65%	73%	77%
The Kapolei Charter School by Goodwill Hawaii	(0-5%)	14%	12%	14%
Kawaikini New Century Public Charter School	23%	26%	17%	15%
Ke Ana La'ahana Public Charter School	22%	SUPP	8%	4%
Ke Kula Niihau O Kekaha Learning Center	SUPP	SUPP	4%	5%
Ke Kula 'o Nāwahioakalani'ōpu'u Iki, LPCS	21%	3%	3%	3%
Ke Kula 'o Samuel M. Kamakau, LPCS	25%	15%	24%	27%
Kihei Charter School	34%	27%	31%	37%
Kona Pacific Public Charter School	29%	46%	41%	33%
Kua o ka Lā New Century Public Charter School	12%	26%	24%	19%
Kualapu'u School: A Public Conversion Charter	48%	44%	44%	42%
Kula Aupuni Niihau A Kahelelani Aloha (KANAKA) A New Century Public Charter School (PCS)	54%	6%	SUPP	9%
Laupāhoehoe Community Public Charter School	19%	9%	19%	22%
Mālama Honua Public Charter School	14%	24%	36%	44%
Myron B. Thompson Academy	65%	72%	70%	66%
Nā Wai Ola Public Charter School	8%	19%	16%	16%
SEEQS: the School for Examining Essential Questions of Sustainability	25%	30%	48%	49%
University Laboratory School	56%	55%	44%	44%
The Volcano School of Arts & Sciences	21%	27%	29%	30%
Voyager: A Public Charter School	38%	53%	49%	51%
Wai'alaie Elementary Public Charter School	50%	59%	56%	57%

Student Proficiency in Math (M) School	2020- 2021 M	2021- 2022 M	2022- 2023 M	2023- 2024 M
Waimea Middle Public Conversion Charter School	23%	28%	28%	33%
West Hawai'i Explorations Academy	26%	23%	27%	18%

Table 7 Student Proficiency in Science (S) – School Years 2020-2021, 2021-2022, 2022-2023, 2023-2024

Student Proficiency Science (S) School	2020- 2021 S	2021- 2022 S	2022- 2023 S	2023- 2024 S
Charter-wide	37%	36%	37%	36%
Statewide	35%	40%	38%	41%
Alaka'i O Kaua'i Public Charter School	SUPP	70%	63%	48%
Connections Public Charter School	32%	15%	30%	31%
DreamHouse 'Ewa Beach		5%	13%	18%
Hakipu'u Academy	SUPP	SUPP	SUPP	SUPP
Hālau Kū Māna Public Charter School	14%	29%	13%	18%
Hawai'i Academy of Arts & Science Public Charter School	40%	41%	41%	50%
Hawai'i Technology Academy	42%	47%	42%	41%
Innovations Public Charter School	53%	55%	53%	58%
Ka 'Umeke Kā'eo	30%	28%	20%	20%
Ka Waihona o ka Na'auao Public Charter School	13%	13%	14%	20%
Kamaile Academy, PCS	12%	11%	16%	12%
Kamalani Academy Charter School	19%	33%	19%	43%
Kanu o ka 'Āina New Century Public Charter School	36%	44%	35%	28%
Kanuikapono Public Charter School	20%	24%	8%	11%
Ka'ōhao Public Charter School	52%	77%	94%	76%
The Kapolei Charter School by Goodwill Hawaii	22%	8%	11%	23%
Kawaikini New Century Public Charter School	21%	6%	25%	12%
Ke Ana La'ahana Public Charter School	SUPP	9%	SUPP	SUPP
Ke Kula Niihau O Kekaha Learning Center	SUPP	SUPP	SUPP	SUPP
Ke Kula 'o Nāwahīokalani'ōpu'u Iki, LPCS	SUPP	29%	SUPP	SUPP
Ke Kula 'o Samuel M. Kamakau, LPCS	25%	50%	24%	28%
Kihei Charter School	38%	26%	40%	39%
Kona Pacific Public Charter School	43%	47%	57%	50%
Kua o ka Lā New Century Public Charter School	SUPP	18%	42%	25%
Kualapu'u School: A Public Conversion Charter	27%	30%	21%	18%
Kula Aupuni Niihau A Kahelelani Aloha (KANAKA) A New Century Public Charter School (PCS)	SUPP	SUPP	SUPP	SUPP
Laupāhoehoe Community Public Charter School	24%	25%	27%	25%
Mālama Honua Public Charter School	32%	29%	30%	32%
Myron B. Thompson Academy	71%	79%	78%	73%
Nā Wai Ola Public Charter School	SUPP	20%	21%	14%
SEEQS: the School for Examining Essential Questions of Sustainability	47%	33%	67%	61%
University Laboratory School	55%	51%	51%	44%
The Volcano School of Arts & Sciences	37%	44%	36%	43%
Voyager: A Public Charter School	40%	56%	37%	40%
Wai'ālae Elementary Public Charter School	39%	52%	39%	52%
Waimea Middle Public Conversion Charter School	SUPP	26%	35%	32%
West Hawai'i Explorations Academy	47%	46%	44%	46%

Table 8 Proficiency of Non-High Needs (NHN) and High Needs (HN) Students in English Language Arts/Literacy (ELA)/Hawaiian Language Arts (HLA) and Achievement Gap – School Year 2020-2021

Proficiency of Non-High Needs (NHN) and High Needs (HN) Students in English Language Arts/Literacy (ELA)/Hawaiian Language Arts (HLA) and Achievement Gap				
School	ELA/HLA Proficiency NHN	ELA/HLA Proficiency HN	ELA/HLA Proficiency Gap	
Charter-wide	64%	32%	32	
Statewide	69%	35%	34	
Alaka'i O Kaua'i Public Charter School	84%	43%	41	
Connections Public Charter School	50%	28%	22	
DreamHouse 'Ewa Beach	47%	23%	24	
Hakipu'u Academy	SUPP	23%	N/A	
Hālau Kū Māna Public Charter School	46%	29%	17	
Hawai'i Academy of Arts & Science Public Charter School	53%	41%	12	
Hawai'i Technology Academy	73%	46%	27	
Innovations Public Charter School	70%	53%	16	
Ka 'Umeke Kā'eo	45%	19%	26	
Ka Waihona o ka Na'auao Public Charter School	32%	18%	14	
Kamaile Academy, PCS	19%	14%	4	
Kamalani Academy	50%	29%	21	
Kanu o ka 'Āina New Century Public Charter School	67%	47%	20	
Kanuikapono Public Charter School	59%	25%	34	
Ka'ōhao Public Charter School	78%	59%	19	
The Kapolei Charter School by Goodwill Hawaii	50%	SUPP	N/A	
Kawaikini New Century Public Charter School	32%	28%	4	
Ke Ana La'ahana Public Charter School	SUPP	SUPP	N/A	
Ke Kula Niihau O Kekaha Learning Center	SUPP	7%	N/A	
Ke Kula 'o Nāwahīokalani'ōpu'u Iki, LPCS	SUPP	SUPP	N/A	
Ke Kula 'o Samuel M. Kamakau, LPCS	44%	29%	15	
Kihei Charter School	71%	49%	22	
Kona Pacific Public Charter School	57%	48%	8	
Kua o ka Lā New Century Public Charter School	47%	16%	31	
Kualapu'u School: A Public Conversion Charter	67%	25%	42	
Kula Aupuni Niihau A Kahelelani Aloha (KANAKA) A New Century Public Charter School (PCS)	Not applicable	SUPP	N/A	
Laupāhoehoe Community Public Charter School	63%	35%	27	
Mālama Honua Public Charter School	68%	36%	33	
Myron B. Thompson Academy	82%	78%	4	
Nā Wai Ola Public Charter School	SUPP	20%	N/A	

Proficiency of Non-High Needs (NHN) and High Needs (HN) Students in English Language Arts/Literacy (ELA)/Hawaiian Language Arts (HLA) and Achievement Gap School Year 2020-2021 School	ELA/HLA Proficiency NHN	ELA/HLA Proficiency HN	ELA/HLA Proficiency Gap
SEEQS: the School for Examining Essential Questions of Sustainability	74%	29%	45
University Laboratory School	76%	55%	21
The Volcano School of Arts & Sciences	64%	18%	46
Voyager: A Public Charter School	79%	46%	33
Wai'ālae Elementary Public Charter School	66%	29%	37
Waimea Middle Public Conversion Charter School	SUPP	32%	N/A
West Hawai'i Explorations Academy	67%	62%	5

Table 9 Proficiency of Non-High Needs (NHN) and High Needs (HN) Students in Math and Achievement Gap – School Year 2020-2021

Proficiency of Non-High Needs (NHN) and High Needs (HN) Students in Math and Achievement Gap – School Year 2020-2021		Math Proficiency NHN	Math Proficiency HN	Math Proficiency Gap
School				
	Charter-wide	39%	18%	20
	Statewide	47%	20%	27
Alaka'i O Kaua'i Public Charter School		43%	25%	18
Connections Public Charter School		15%	7%	8
DreamHouse 'Ewa Beach		17%	14%	3
Hakipu'u Academy		SUPP	SUPP	N/A
Hālau Kū Māna Public Charter School		14%	(0-5%)	SUPP
Hawai'i Academy of Arts & Science Public Charter School		21%	21%	0
Hawai'i Technology Academy		34%	22%	12
Innovations Public Charter School		57%	32%	25
Ka 'Umeke Kā'eo		45%	12%	34
Ka Waihona o ka Na'auao Public Charter School		13%	9%	4
Kamaile Academy, PCS		7%	(0-5%)	SUPP
Kamalani Academy Charter School		22%	17%	5
Kanu o ka 'Āina New Century Public Charter School		40%	18%	22
Kanuikapono Public Charter School		24%	18%	6
Ka'ōhao Public Charter School		66%	32%	34
The Kapolei Charter School by Goodwill Hawaii		(0-5%)	SUPP	N/A
Kawaikini New Century Public Charter School		29%	20%	8
Ke Ana La'ahana Public Charter School		SUPP	SUPP	N/A
Ke Kula Niihau O Kekaha Learning Center		SUPP	SUPP	N/A
Ke Kula 'o Nāwahīokalani'ōpu'u Iki, LPCS		SUPP	SUPP	N/A
Ke Kula 'o Samuel M. Kamakau, LPCS		31%	21%	11
Kiheī Charter School		42%	25%	18
Kona Pacific Public Charter School		33%	27%	5
Kua o ka Lā New Century Public Charter School		15%	10%	4
Kualapu'u School: A Public Conversion Charter		68%	39%	29
Kula Aupuni Niihau A Kahelelani Aloha (KANAKA) A New Century Public Charter School (PCS)		Not applicable	SUPP	N/A
Laupāhoehoe Community Public Charter School		21%	19%	2
Mālama Honua Public Charter School		23%	8%	14
Myron B. Thompson Academy		67%	56%	10
Nā Wai Ola Public Charter School		SUPP	7%	N/A
SEEQS: the School for Examining Essential Questions of Sustainability		34%	9%	25
University Laboratory School		59%	47%	12
The Volcano School of Arts & Sciences		36%	9%	27
Voyager: A Public Charter School		41%	32%	9
Wai'alae Elementary Public Charter School		60%	35%	25
Waimea Middle Public Conversion Charter School		SUPP	15%	N/A
West Hawai'i Explorations Academy		22%	30%	-8

Table 10 Proficiency of Non-High Needs (NHN) and High Needs (HN) Students in English Language Arts/Literacy (ELA)/Hawaiian Language Arts (HLA) and Achievement Gap – School Year 2021-2022

Proficiency of Non-High Needs (NHN) and High Needs (HN) Students in English Language Arts/Literacy (ELA)/Hawaiian Language Arts (HLA) and Achievement Gap				
School Year 2021-2022		ELA/HLA Proficiency	ELA/HLA Proficiency	ELA/HLA Proficiency
School		NHN	HN	Gap
Charter-wide		63%	32%	31
Statewide		71%	37%	34
Alaka'i O Kaua'i Public Charter School		77%	59%	18
Connections Public Charter School		43%	27%	17
DreamHouse 'Ewa Beach		39%	14%	25
Hakipu'u Academy		SUPP	15%	SUPP
Hālau Kū Māna Public Charter School		54%	41%	13
Hawai'i Academy of Arts & Science Public Charter School		71%	42%	29
Hawai'i Technology Academy		69%	38%	31
Innovations Public Charter School		77%	54%	23
Ka 'Umeke Kā'eo		48%	14%	34
Ka Waihona o ka Na'auao Public Charter School		33%	23%	11
Kamaile Academy, PCS		22%	14%	7
Kamalani Academy		47%	33%	14
Kanu o ka 'Āina New Century Public Charter School		43%	34%	9
Kanuikapono Public Charter School		45%	25%	20
Ka'ōhao Public Charter School		79%	30%	49
The Kapolei Charter School by Goodwill Hawaii		79%	36%	43
Kawaikini New Century Public Charter School		35%	18%	17
Ke Ana La'ahana Public Charter School		SUPP	17%	SUPP
Ke Kula Niihau O Kekaha Learning Center		SUPP	SUPP	SUPP
Ke Kula 'o Nāwahīokalani'ōpu'u Iki, LPCS		13%	4%	9
Ke Kula 'o Samuel M. Kamakau, LPCS		44%	28%	16
Kihei Charter School		59%	36%	24
Kona Pacific Public Charter School		74%	52%	21
Kua o ka Lā New Century Public Charter School		75%	39%	36
Kualapu'u School: A Public Conversion Charter		65%	35%	30
Kula Aupuni Niihau A Kahelelani Aloha (KANAKA) A New Century Public Charter School (PCS)		SUPP	SUPP	SUPP
Laupāhoehoe Community Public Charter School		20%	23%	-3
Mālama Honua Public Charter School		55%	36%	19
Myron B. Thompson Academy		85%	65%	20

Proficiency of Non-High Needs (NHN) and High Needs (HN) Students in English Language Arts/Literacy (ELA)/Hawaiian Language Arts (HLA) and Achievement Gap School Year 2021-2022			
School	ELA/HLA Proficiency NHN	ELA/HLA Proficiency HN	ELA/HLA Proficiency Gap
Nā Wai Ola Public Charter School	SUPP	31%	SUPP
SEEQS: the School for Examining Essential Questions of Sustainability	70%	37%	34
University Laboratory School	67%	55%	12
The Volcano School of Arts & Sciences	63%	26%	37
Voyager: A Public Charter School	70%	32%	38
Wai'ālae Elementary Public Charter School	71%	34%	37
Waimea Middle Public Conversion Charter School	50%	29%	21
West Hawai'i Explorations Academy	65%	55%	10

Table 11 Proficiency of Non-High Needs (NHN) and High Needs (HN) Students in Math and Achievement Gap – School Year 2021-2022

Proficiency of Non-High Needs (NHN) and High Needs (HN) Students in Math and Achievement Gap School Year 2021-2022 School	Math Proficiency NHN	Math Proficiency HN	Math Proficiency Gap
Charter-wide	43%	19%	24
Statewide	54%	25%	29
Alaka'i O Kaua'i Public Charter School	52%	31%	21
Connections Public Charter School	27%	7%	20
DreamHouse 'Ewa Beach	14%	6%	9
Hakipu'u Academy	SUPP	SUPP	SUPP
Hālau Kū Māna Public Charter School	22%	13%	10
Hawai'i Academy of Arts & Science Public Charter School	35%	22%	13
Hawai'i Technology Academy	38%	18%	20
Innovations Public Charter School	53%	39%	15
Ka 'Umeke Kā'eo	38%	14%	25
Ka Waihona o ka Na'auao Public Charter School	24%	14%	10
Kamaile Academy, PCS	9%	4%	5
Kamalani Academy	35%	21%	14
Kanu o ka 'Āina New Century Public Charter School	28%	14%	14
Kanuikapono Public Charter School	16%	6%	9
Ka'ōhao Public Charter School	71%	26%	45
The Kapolei Charter School by Goodwill Hawaii	17%	9%	8
Kawaikini New Century Public Charter School	42%	18%	25
Ke Ana La'ahana Public Charter School	SUPP	SUPP	SUPP
Ke Kula Niihau O Kekaha Learning Center	SUPP	SUPP	SUPP
Ke Kula 'o Nāwahīokalani'ōpu'u Iki, LPCS	6%	2%	5
Ke Kula 'o Samuel M. Kamakau, LPCS	23%	3%	20
Kihei Charter School	32%	19%	14
Kona Pacific Public Charter School	53%	41%	12
Kua o ka Lā New Century Public Charter School	50%	21%	29
Kualapu'u School: A Public Conversion Charter	67%	36%	31
Kula Aupuni Niihau A Kahelelani Aloha (KANAKA) A New Century Public Charter School (PCS)	SUPP	6%	SUPP
Laupāhoehoe Community Public Charter School	7%	10%	-3
Mālama Honua Public Charter School	36%	14%	23
Myron B. Thompson Academy	75%	56%	19
Nā Wai Ola Public Charter School	SUPP	22%	SUPP
SEEQS: the School for Examining Essential Questions of Sustainability	38%	16%	22

Proficiency of Non-High Needs (NHN) and High Needs (HN) Students in Math and Achievement Gap School Year 2021-2022 School	Math Proficiency NHN	Math Proficiency HN	Math Proficiency Gap
University Laboratory School	56%	47%	9
The Volcano School of Arts & Sciences	52%	13%	39
Voyager: A Public Charter School	59%	44%	15
Wai'ālae Elementary Public Charter School	69%	37%	32
Waimea Middle Public Conversion Charter School	47%	24	24
West Hawai'i Explorations Academy	28%	14%	14

Table 12 Proficiency of Non-High Needs (NHN) and High Needs (HN) Students in English Language Arts/Literacy (ELA)/Hawaiian Language Arts (HLA) and Achievement Gap – School Year 2022-2023

Proficiency of Non-High Needs (NHN) and High Needs (HN) Students in English Language Arts/Literacy (ELA)/Hawaiian Language Arts (HLA) and Achievement Gap				
School Year 2022-2023		ELA/HLA Proficiency	ELA/HLA Proficiency	ELA/HLA Proficiency
School		NHN	HN	Gap
Charter-wide		63%	31%	32
Statewide		71%	37%	34
Alaka'i O Kaua'i Public Charter School		74%	53%	21
Connections Public Charter School		52%	33%	19
DreamHouse 'Ewa Beach		47%	16%	32
Hakipu'u Academy		SUPP	15%	SUPP
Hālau Kū Māna Public Charter School		37%	23%	15
Hawai'i Academy of Arts & Science Public Charter School		65%	42%	23
Hawai'i Technology Academy		67%	46%	21
Innovations Public Charter School		78%	56%	22
Ka 'Umeke Kā'eo		61%	29%	32
Ka Waihona o ka Na'auao Public Charter School		32%	17%	15
Kamaile Academy, PCS		34%	14%	20
Kamalani Academy Charter School		56%	28%	29
Kanu o ka 'Āina New Century Public Charter School		42%	29%	14
Kanuikapono Public Charter School		41%	16%	25
Ka'ōhao Public Charter School		88%	46%	42
The Kapolei Charter School by Goodwill Hawaii		40%	15%	25
Kawaikini New Century Public Charter School		26%	13%	14
Ke Ana La'ahana Public Charter School		DNA	23%	DNA
Ke Kula Niihau O Kekaha Learning Center		SUPP	SUPP	SUPP
Ke Kula 'o Nāwahīokalani'ōpu'u Iki, LPCS		6%	1%	4
Ke Kula 'o Samuel M. Kamakau, LPCS		53%	26%	27
Kihei Charter School		60%	37%	23
Kona Pacific Public Charter School		68%	47%	21
Kua o ka Lā New Century Public Charter School		29%	35%	-5
Kualapu'u School: A Public Conversion Charter		54%	28%	26
Kula Aupuni Niihau A Kahelelani Aloha (KANAKA) A New Century Public Charter School (PCS)		SUPP	7%	SUPP
Laupāhoehoe Community Public Charter School		52%	40%	12
Mālama Honua Public Charter School		60%	33%	28
Myron B. Thompson Academy		77%	71%	7
Nā Wai Ola Public Charter School		SUPP	23%	SUPP
SEEQS: the School for Examining Essential Questions of Sustainability		82%	56%	26

Proficiency of Non-High Needs (NHN) and High Needs (HN) Students in English Language Arts/Literacy (ELA)/Hawaiian Language Arts (HLA) and Achievement Gap School Year 2022-2023 School	ELA/HLA Proficiency NHN	ELA/HLA Proficiency HN	ELA/HLA Proficiency Gap
University Laboratory School	73%	55%	19
The Volcano School of Arts & Sciences	60%	35%	25
Voyager: A Public Charter School	71%	39%	32
Wai'ālae Elementary Public Charter School	66%	36%	30
Waimea Middle Public Conversion Charter School	54%	30%	24
West Hawai'i Explorations Academy	68%	46%	21

Table 13 Proficiency of Non-High Needs (NHN) and High Needs (HN) Students in Math and Achievement Gap – School Year 2022-2023

Proficiency of Non-High Needs (NHN) and High Needs (HN) Students in Math and Achievement Gap School Year 2022-2023 School	Math Proficiency NHN	Math Proficiency HN	Math Proficiency Gap
Charter-wide	44%	18%	26
Statewide	56%	27%	29
Alaka'i O Kaua'i Public Charter School	55%	37%	18
Connections Public Charter School	31%	13%	18
DreamHouse 'Ewa Beach	19%	4%	15
Hakipu'u Academy	SUPP	5%	SUPP
Hālau Kū Māna Public Charter School	14%	3%	12
Hawai'i Academy of Arts & Science Public Charter School	39%	21%	17
Hawai'i Technology Academy	38%	17%	21
Innovations Public Charter School	59%	37%	22
Ka 'Umeke Kā'eo	39%	11%	28
Ka Waihona o ka Na'auao Public Charter School	18%	13%	5
Kamaile Academy, PCS	16%	7%	9
Kamalani Academy Charter School	31%	13%	17
Kanu o ka 'Āina New Century Public Charter School	28%	10%	17
Kanuikapono Public Charter School	18%	8%	10
Ka'ōhao Public Charter School	80%	36%	44
The Kapolei Charter School by Goodwill Hawaii	20%	SUPP	SUPP
Kawaikini New Century Public Charter School	26%	10%	15
Ke Ana La'ahana Public Charter School	DNA	8%	DNA
Ke Kula Niihau O Kekaha Learning Center	SUPP	SUPP	SUPP
Ke Kula 'o Nāwahīokalani'ōpu'u Iki, LPCS	4%	1%	3
Ke Kula 'o Samuel M. Kamakau, LPCS	35%	10%	25
Kihei Charter School	39%	20%	19
Kona Pacific Public Charter School	58%	30%	27
Kua o ka Lā New Century Public Charter School	24%	24%	0
Kualapu'u School: A Public Conversion Charter	56%	39%	17
Kula Aupuni Niihau A Kahelelani Aloha (KANAKA) A New Century Public Charter School (PCS)	SUPP	SUPP	SUPP
Laupāhoehoe Community Public Charter School	24%	17%	7
Mālama Honua Public Charter School	56%	18%	38
Myron B. Thompson Academy	73%	56%	17
Nā Wai Ola Public Charter School	SUPP	13%	SUPP
SEEQS: the School for Examining Essential Questions of Sustainability	56%	31%	25
University Laboratory School	46%	32%	14
The Volcano School of Arts & Sciences	43%	24%	19
Voyager: A Public Charter School	60%	28%	32
Wai'alae Elementary Public Charter School	65%	38%	27
Waimea Middle Public Conversion Charter School	49%	22%	26
West Hawai'i Explorations Academy	35%	16%	18

Table 14 Proficiency of Non-High Needs (NHN) and High Needs (HN) Students in English Language Arts/Literacy (ELA)/Hawaiian Language Arts (HLA) and Achievement Gap – School Year 2023-2024

Proficiency of Non-High Needs (NHN) and High Needs (HN) Students in English Language Arts/Literacy (ELA)/Hawaiian Language Arts (HLA) and Achievement Gap				
Gap	ELA/HLA Proficiency	ELA/HLA Proficiency	ELA/HLA Proficiency	
School Year 2023-2024	NHN	HN	Gap	
School				
Charter-wide	63%	31%	32	
Statewide	71%	37%	34	
Alaka'i O Kaua'i Public Charter School	74%	53%	21	
Connections Public Charter School	57%	23%	34	
DreamHouse 'Ewa Beach	49%	10%	39	
Hakipu'u Academy	SUPP	43%	SUPP	
Hālau Kū Māna Public Charter School	65%	32%	33	
Hawai'i Academy of Arts & Science Public Charter School	55%	43%	12	
Hawai'i Technology Academy	64%	43%	21	
Innovations Public Charter School	71%	55%	16	
Ka 'Umeke Kā'eo	47%	30%	17	
Ka Waihona o ka Na'auao Public Charter School	28%	15%	13	
Kamaile Academy, PCS	41%	14%	26	
Kamalani Academy Charter School	38%	21%	16	
Kanu o ka 'Āina New Century Public Charter School	58%	39%	19	
Kanuikapono Public Charter School	38%	13%	25	
Ka'ōhao Public Charter School	81%	64%	17	
The Kapolei Charter School by Goodwill Hawaii	56%	SUPP	SUPP	
Kawaikini New Century Public Charter School	26%	15%	11	
Ke Ana La'ahana Public Charter School	SUPP	SUPP	SUPP	
Ke Kula Niihau O Kekaha Learning Center	SUPP	0	SUPP	
Ke Kula 'o Nāwahīokalani'ōpu'u Iki, LPCS	54%	22%	32	
Ke Kula 'o Samuel M. Kamakau, LPCS	49%	28%	21	
Kihei Charter School	55%	41%	15	
Kona Pacific Public Charter School	68%	39%	28	
Kua o ka Lā New Century Public Charter School	38%	39%	-2	
Kualapu'u School: A Public Conversion Charter	50%	35%	15	
Kula Aupuni Niihau A Kahelelani Aloha (KANAKA) A New Century Public Charter School (PCS)	SUPP	0%	SUPP	
Laupāhoehoe Community Public Charter School	64%	36%	28	
Mālama Honua Public Charter School	73%	37%	36	
Myron B. Thompson Academy	79%	59%	20	
Nā Wai Ola Public Charter School	SUPP	27%	SUPP	
SEEQS: the School for Examining Essential Questions of Sustainability	83%	39%	44	
University Laboratory School	70%	39%	31	
The Volcano School of Arts & Sciences	63%	42%	21	
Voyager: A Public Charter School	73%	38%	35	
Wai'alae Elementary Public Charter School	71%	36%	35	

Proficiency of Non-High Needs (NHN) and High Needs (HN) Students in English Language Arts/Literacy (ELA)/Hawaiian Language Arts (HLA) and Achievement Gap School Year 2023-2024 School	ELA/HLA Proficiency NHN	ELA/HLA Proficiency HN	ELA/HLA Proficiency Gap
Waimea Middle Public Conversion Charter School	59%	27%	32
West Hawai'i Explorations Academy	65%	18%	47

Table 15 Proficiency of Non-High Needs (NHN) and High Needs (HN) Students in Math and Achievement Gap – School Year 2023-2024

Proficiency of Non-High Needs (NHN) and High Needs (HN) Students in Math and Achievement Gap School Year 2023-2024 School	Math Proficiency NHN	Math Proficiency HN	Math Proficiency Gap
Charter-wide	43%	20%	23
Statewide	56%	27%	29
Alaka‘i O Kaua‘i Public Charter School	49%	42%	7
Connections Public Charter School	26%	10%	17
DreamHouse ‘Ewa Beach	19%	6%	13
Hakipu‘u Academy		0%	SUPP
Hālau Kū Māna Public Charter School	19%	0%	19
Hawai‘i Academy of Arts & Science Public Charter School	33%	23%	10
Hawai‘i Technology Academy	39%	19%	21
Innovations Public Charter School	52%	43%	8
Ka ‘Umeke Kā‘eo	31%	9%	23
Ka Waihona o ka Na‘auao Public Charter School	15%	13%	2
Kamaile Academy, PCS	26%	8%	18
Kamalani Academy Charter School	21%	8%	13
Kanu o ka ‘Āina New Century Public Charter School	34%	13%	21
Kanuikapono Public Charter School	19%	6%	13
Ka‘ōhao Public Charter School	81%	56%	25
The Kapolei Charter School by Goodwill Hawaii	7%	SUPP	SUPP
Kawaikini New Century Public Charter School	21%	12%	9
Ke Ana La‘ahana Public Charter School	SUPP	SUPP	SUPP
Ke Kula Niihau O Kekaha Learning Center	SUPP	SUPP	SUPP
Ke Kula ‘o Nāwahīokalani‘ōpu‘u Iki, LPCS	29%	24%	5
Ke Kula ‘o Samuel M. Kamakau, LPCS	37%	14%	23
Kiheī Charter School	43%	31%	12
Kona Pacific Public Charter School	44%	27%	17
Kua o ka Lā New Century Public Charter School	17%	19%	-2
Kualapu‘u School: A Public Conversion Charter	64%	34%	30
Kula Aupuni Niihau A Kahelelani Aloha (KANAKA) A New Century Public Charter School (PCS)	SUPP	13%	SUPP
Laupāhoehoe Community Public Charter School	27%	23%	4
Mālama Honua Public Charter School	62%	26%	36
Myron B. Thompson Academy	68%	59%	9
Nā Wai Ola Public Charter School	SUPP	12%	SUPP
SEEQS: the School for Examining Essential Questions of Sustainability	60%	24%	35
University Laboratory School	48%	27%	21
The Volcano School of Arts & Sciences	33%	29%	3
Voyager: A Public Charter School	59%	36%	23
Wai‘alae Elementary Public Charter School	62%	45%	17
Waimea Middle Public Conversion Charter School	61%	24%	37
West Hawai‘i Explorations Academy	22%	5%	17

Table 16 Median Student Growth Percentiles for English Language Arts/Literacy (ELA) – School Years 2020-2021, 2021-2022, 2022-2023, 2023-2024

Median Student Growth Percentiles for English Language Arts/Literacy (ELA) School	2020-2021 ELA	2021-2022 ELA	2022-2023 ELA	2023-2024 ELA
Charter-wide	N/A	N/A	49	57%
Statewide	Not calculated	50	50	58%
Alaka'i O Kaua'i Public Charter School	71	63	56	70%
Connections Public Charter School	50	41	57	55%
DreamHouse 'Ewa Beach	38	38	45	50%
Hakipu'u Academy	38	29	28	64%
Hālau Kū Māna Public Charter School	43	49	37	73%
Hawai'i Academy of Arts & Science Public Charter School	53	40	54	61%
Hawai'i Technology Academy	59	44	46	55%
Innovations Public Charter School	63	52	64	64%
Ka 'Umeke Kā'eo	DNA	DNA	DNA	DNA
Ka Waihona o ka Na'auao Public Charter School	40	38	38	46%
Kamaile Academy, PCS	57	31	41	58%
Kamalani Academy Charter School	54	53	37	56%
Kanu o ka 'Āina New Century Public Charter School	57	40	47	59%
Kanuikapono Public Charter School	45	42	38	44%
Ka'ōhao Public Charter School	51	52	67	67%
The Kapolei Charter School by Goodwill Hawaii	DNA	DNA	DNA	DNA
Kawaikini New Century Public Charter School	DNA	DNA	DNA	DNA
Ke Ana La'ahana Public Charter School	25	28	52	DNA
Ke Kula Niihau O Kekaha Learning Center	DNA	DNA	DNA	DNA
Ke Kula 'o Nāwahīokalani'ōpu'u Iki, LPCS	DNA	DNA	DNA	DNA
Ke Kula 'o Samuel M. Kamakau, LPCS	DNA	DNA	DNA	DNA
Kihei Charter School	39	35	40	48%
Kona Pacific Public Charter School	59	61	52	60%
Kua o ka Lā New Century Public Charter School	42	47	47	58%
Kualapu'u School: A Public Conversion Charter	49	50	33	61%
Kula Aupuni Niihau A Kahelelani Aloha (KANAKA) A New Century Public Charter School (PCS)	54	19	45	43%
Laupāhoehoe Community Public Charter School	59	36	53	59%
Mālama Honua Public Charter School	55	44	60	81%
Myron B. Thompson Academy	73	56	59	71%
Nā Wai Ola Public Charter School	28	48	59	53%

Median Student Growth Percentiles for English Language Arts/Literacy (ELA) School	2020-2021 ELA	2021-2022 ELA	2022-2023 ELA	2023-2024 ELA
SEEQS: the School for Examining Essential Questions of Sustainability	44	43	48	58%
University Laboratory School	54	51	52	49%
The Volcano School of Arts & Sciences	46	58	53	64%
Voyager: A Public Charter School	69	52	59	67%
Wai'ālae Elementary Public Charter School	66	56	48	66%
Waimea Middle Public Conversion Charter School	46	53	57	50%
West Hawai'i Explorations Academy	37	53	43	50%

Table 17 Median Student Growth Percentiles for Math - School Years 2020-2021, 2021-2022, 2022-2023, 2023-2024

Median Student Growth Percentiles for Math School	2020-2021 Math	2021-2022 Math	2022-2023 Math	2023-2024 Math
Charter-wide	N/A	N/A	47	56%
Statewide	Not calculated	50	50	59%
Alaka'i O Kaua'i Public Charter School	57	33	44	62%
Connections Public Charter School	41	44	49	54%
DreamHouse 'Ewa Beach	35	24	39	37%
Hakipu'u Academy	49	29	27	45%
Hālau Kū Māna Public Charter School	49	52	48	64%
Hawai'i Academy of Arts & Science Public Charter School	57	40	53	55%
Hawai'i Technology Academy	55	41	41	55%
Innovations Public Charter School	54	39	53	55%
Ka 'Umeke Kā'eo	DNA	DNA	DNA	
Ka Waihona o ka Na'auao Public Charter School	48	38	47	60%
Kamaile Academy, PCS	39	29	54	55%
Kamalani Academy Charter School	49	53	42	46%
Kanu o ka 'Āina New Century Public Charter School	57	44	39	51%
Kanuikapono Public Charter School	48	31	29	40%
Ka'ōhao Public Charter School	57	51	66	83%
The Kapolei Charter School by Goodwill Hawaii	DNA	DNA	DNA	DNA
Kawaikini New Century Public Charter School	DNA	DNA	DNA	DNA
Ke Ana La'ahana Public Charter School	51	48	41	DNA
Ke Kula Niihau O Kekaha Learning Center	DNA	DNA	DNA	DNA
Ke Kula 'o Nāwahīokalani'ōpu'u Iki, LPCS	DNA	DNA	DNA	DNA
Ke Kula 'o Samuel M. Kamakau, LPCS	DNA	DNA	DNA	DNA
Kihei Charter School	52	34	41	52%
Kona Pacific Public Charter School	80	54	51	35%
Kua o ka Lā New Century Public Charter School	52	44	45	33%
Kualapu'u School: A Public Conversion Charter	69	47	45	49%
Kula Aupuni Niihau A Kahelelani Aloha (KANAKA) A New Century Public Charter School (PCS)	37	5	7	64%
Laupāhoehoe Community Public Charter School	40	31	47	53%
Mālama Honua Public Charter School	53	57	65	77%
Myron B. Thompson Academy	81	51	48	62%
Nā Wai Ola Public Charter School	41	45	23	50%
SEEQS: the School for Examining Essential Questions of Sustainability	44	29	44	59%
University Laboratory School	75	51	40	52%

Median Student Growth Percentiles for Math School	2020-2021 Math	2021-2022 Math	2022-2023 Math	2023-2024 Math
The Volcano School of Arts & Sciences	64	52	58	69%
Voyager: A Public Charter School	69	55	57	67%
Wai'ālae Elementary Public Charter School	73	54	46	59%
Waimea Middle Public Conversion Charter School	46	71	59	75%
West Hawai'i Explorations Academy	29	41	35	42%

Table 18 Students Meeting Annual Growth Benchmarks for Kaiapuni Assessment of Educational Outcomes in Hawaiian Language Arts (HLA) - School Years 2020-2021, 2021-2022, 2022-2023, 2023-2024

Students Meeting Annual Growth Benchmarks for Kaiapuni Assessment of Educational Outcomes in Hawaiian Language Arts (HLA)	2020-2021	2021-2022	2022-2023	2023-2024
School	HLA	HLA	HLA	HLA
Charter-wide	45%	40%	49%	30%
Statewide	48%	48%	55%	8%
Alaka'i O Kaua'i Public Charter School	DNA	DNA	DNA	DNA
Connections Public Charter School	DNA	DNA	DNA	DNA
DreamHouse 'Ewa Beach	DNA	DNA	DNA	DNA
Hakipu'u Academy	DNA	DNA	DNA	DNA
Hālau Kū Māna Public Charter School	DNA	DNA	DNA	DNA
Hawai'i Academy of Arts & Science Public Charter School	DNA	DNA	DNA	DNA
Hawai'i Technology Academy	DNA	DNA	DNA	DNA
Innovations Public Charter School	DNA	DNA	DNA	DNA
Ka 'Umeke Kā'eo	36%	39%	54%	41%
Ka Waihona o ka Na'auao Public Charter School	DNA	DNA	DNA	DNA
Kamaile Academy, PCS	DNA	DNA	DNA	DNA
Kamalani Academy Charter School	DNA	DNA	DNA	DNA
Kanu o ka 'Āina New Century Public Charter School	DNA	DNA	DNA	DNA
Kanuikapono Public Charter School	DNA	DNA	DNA	DNA
Ka'ōhao Public Charter School	DNA	DNA	DNA	DNA
The Kapolei Charter School by Goodwill Hawaii	DNA	DNA	DNA	DNA
Kawaikini New Century Public Charter School	35%	30%	36%	34%
Ke Ana La'ahana Public Charter School	DNA	DNA	DNA	DNA
Ke Kula Niihau O Kekaha Learning Center	Suppressed	Suppressed	Suppressed	8%
Ke Kula 'o Nāwahīokalani'ōpu'u Iki, LPCS	58%	33%	40%	50%
Ke Kula 'o Samuel M. Kamakau, LPCS	55%	53%	65%	48%
Kihei Charter School	DNA	DNA	DNA	DNA
Kona Pacific Public Charter School	DNA	DNA	DNA	DNA
Kua o ka Lā New Century Public Charter School	DNA	DNA	DNA	DNA

Students Meeting Annual Growth Benchmarks for Kaiapuni Assessment of Educational Outcomes in Hawaiian Language Arts (HLA)	2020-2021	2021-2022	2022-2023	2023-2024
Kualapu'u School: A Public Conversion Charter	65%	57%	62%	55%
Kula Aupuni Niihau A Kahelelani Aloha (KANAKA) A New Century Public Charter School (PCS)	DNA	DNA	DNA	DNA
Laupāhoehoe Community Public Charter School	DNA	DNA	DNA	DNA
Mālama Honua Public Charter School	DNA	DNA	DNA	DNA
Myron B. Thompson Academy	DNA	DNA	DNA	DNA
Nā Wai Ola Public Charter School	DNA	DNA	DNA	DNA
SEEQS: the School for Examining Essential Questions of Sustainability	DNA	DNA	DNA	DNA
University Laboratory School	DNA	DNA	DNA	DNA
The Volcano School of Arts & Sciences	DNA	DNA	DNA	DNA
Voyager: A Public Charter School	DNA	DNA	DNA	DNA
Wai'alae Elementary Public Charter School	DNA	DNA	DNA	DNA
Waimea Middle Public Conversion Charter School	DNA	DNA	DNA	DNA
West Hawai'i Explorations Academy	DNA	DNA	DNA	DNA

Table 19 Students Meeting Annual Growth Benchmarks for Kaiapuni Assessment of Educational Outcomes in Math - School Years 2020-2021, 2021-2022, 2022-2023, 2023-2024

Students Meeting Annual Growth Benchmarks for Kaiapuni Assessment of Educational Outcomes in Math School		2020-2021 Math	2021-2022 Math	2022-2023 Math	2023-2024 Math
	Charter-wide	55%	37%	50%	24%
	Statewide	48%	49%	55%	24%
Alaka'i O Kaua'i Public Charter School		DNA	DNA	DNA	DNA
Connections Public Charter School		DNA	DNA	DNA	DNA
DreamHouse 'Ewa Beach		DNA	DNA	DNA	DNA
Hakipu'u Academy		DNA	DNA	DNA	DNA
Hālau Kū Māna Public Charter School		DNA	DNA	DNA	DNA
Hawai'i Academy of Arts & Science Public Charter School		DNA	DNA	DNA	DNA
Hawai'i Technology Academy		DNA	DNA	DNA	DNA
Innovations Public Charter School		DNA	DNA	DNA	DNA
Ka 'Umeke Kā'eo		47%	36%	42%	34%
Ka Waihona o ka Na'auao Public Charter School		DNA	DNA	DNA	DNA
Kamaile Academy, PCS		DNA	DNA	DNA	DNA
Kamalani Academy Charter School		DNA	DNA	DNA	DNA
Kanu o ka 'Āina New Century Public Charter School		DNA	DNA	DNA	DNA
Kanuikapono Public Charter School		DNA	DNA	DNA	DNA
Ka'ōhao Public Charter School		DNA	DNA	DNA	DNA
The Kapolei Charter School by Goodwill Hawaii		DNA	DNA	DNA	DNA
Kawaikini New Century Public Charter School		52%	39%	42%	44%
Ke Ana La'ahana Public Charter School		DNA	DNA	DNA	DNA
Ke Kula Niihau O Kekaha Learning Center		Suppressed	12%	29%	15%
Ke Kula 'o Nāwahīokalani'ōpu'u Iki, LPCS		62%	50%	47%	73%
Ke Kula 'o Samuel M. Kamakau, LPCS		59%	36%	63%	56%
Kihei Charter School		DNA	DNA	DNA	DNA
Kona Pacific Public Charter School		DNA	DNA	DNA	DNA
Kua o ka Lā New Century Public Charter School		DNA	DNA	DNA	DNA
Kualapu'u School: A Public Conversion Charter		83%	43%	71%	66%
Kula Aupuni Niihau A Kahelelani Aloha (KANAKA) A New Century Public Charter School (PCS)		DNA	DNA	DNA	DNA
Laupāhoehoe Community Public Charter School		DNA	DNA	DNA	DNA
Mālama Honua Public Charter School		DNA	DNA	DNA	DNA
Myron B. Thompson Academy		DNA	DNA	DNA	DNA
Nā Wai Ola Public Charter School		DNA	DNA	DNA	DNA
SEEQS: the School for Examining Essential Questions of Sustainability		DNA	DNA	DNA	DNA
University Laboratory School		DNA	DNA	DNA	DNA
The Volcano School of Arts & Sciences		DNA	DNA	DNA	DNA
Voyager: A Public Charter School		DNA	DNA	DNA	DNA
Wai'alae Elementary Public Charter School		DNA	DNA	DNA	DNA
Waimea Middle Public Conversion Charter School		DNA	DNA	DNA	DNA
West Hawai'i Explorations Academy		DNA	DNA	DNA	DNA

Table 20 Students Meeting Annual Growth Benchmarks for Hawai'i State Alternate Assessment in English Language Arts/Literacy (ELA) - School Years 2020-2021, 2021-2022, 2022-2023, 2023-2024

Students Meeting Annual Growth Benchmarks for Hawai'i State Alternate Assessment in English Language Arts/Literacy (ELA) School	2020- 2021 ELA	2021- 2022 ELA	2022- 2023 ELA	2023- 2024 ELA
Charter-wide	51%	60%	85%	57%
Statewide	51%	45%	47%	33%
Alaka'i O Kaua'i Public Charter School	N/A	N/A	N/A	N/A
Connections Public Charter School	N/A	N/A	N/A	N/A
DreamHouse 'Ewa Beach	N/A	SUPP	SUPP	SUPP
Hakipu'u Academy	N/A	N/A	N/A	N/A
Hālau Kū Māna Public Charter School	N/A	N/A	N/A	N/A
Hawai'i Academy of Arts & Science Public Charter School	N/A	N/A	SUPP	SUPP
Hawai'i Technology Academy	N/A	N/A	N/A	N/A
Innovations Public Charter School	N/A	N/A	N/A	N/A
Ka 'Umeke Kā'eo	N/A	N/A	N/A	N/A
Ka Waihona o ka Na'auao Public Charter School	SUPP	SUPP	N/A	N/A
Kamaile Academy, PCS	SUPP	50%	SUPP	SUPP
Kamalani Academy Charter School	SUPP	N/A	N/A	N/A
Kanu o ka 'Āina New Century Public Charter School	SUPP	SUPP	N/A	N/A
Kanuikapono Public Charter School	SUPP	SUPP	N/A	N/A
Ka'ōhao Public Charter School	N/A	N/A	N/A	N/A
The Kapolei Charter School by Goodwill Hawaii	N/A	N/A	N/A	N/A
Kawaikini New Century Public Charter School	N/A	N/A	N/A	N/A
Ke Ana La'ahana Public Charter School	N/A	N/A	N/A	N/A
Ke Kula Niihau O Kekaha Learning Center	N/A	N/A	N/A	N/A
Ke Kula 'o Nāwahīokalani'ōpu'u Iki, LPCS	N/A	N/A	N/A	N/A
Ke Kula 'o Samuel M. Kamakau, LPCS	N/A	N/A	N/A	N/A
Kiheī Charter School	N/A	N/A	N/A	N/A
Kona Pacific Public Charter School	N/A	N/A	SUPP	SUPP
Kua o ka Lā New Century Public Charter School	N/A	N/A	N/A	N/A
Kualapu'u School: A Public Conversion Charter	SUPP	SUPP	SUPP	SUPP
Kula Aupuni Niihau A Kahelelani Aloha (KANAKA) A New Century Public Charter School (PCS)	N/A	N/A	N/A	N/A
Laupāhoehoe Community Public Charter School	SUPP	SUPP	SUPP	SUPP
Mālama Honua Public Charter School	N/A	N/A	N/A	N/A
Myron B. Thompson Academy	N/A	N/A	N/A	N/A
Nā Wai Ola Public Charter School	N/A	N/A	N/A	N/A
SEEQS: the School for Examining Essential Questions of Sustainability	SUPP	SUPP	SUPP	SUPP
University Laboratory School	N/A	N/A	N/A	N/A
The Volcano School of Arts & Sciences	N/A	SUPP	SUPP	SUPP
Voyager: A Public Charter School	N/A	N/A	N/A	N/A
Wai'alae Elementary Public Charter School	SUPP	SUPP	SUPP	SUPP
Waimea Middle Public Conversion Charter School	SUPP	SUPP	SUPP	SUPP
West Hawai'i Explorations Academy	N/A	N/A	N/A	N/A

Table 21 Students Meeting Annual Growth Benchmarks for Hawai'i State Alternate Assessment in Math - School Years 2020-2021, 2021-2022, 2022-2023, 2023-2024

Students Meeting Annual Growth Benchmarks for Hawai'i State Alternate Assessment in Math School	2020- 2021 Math	2021- 2022 Math	2022- 2023 Math	2023- 2024 Math
Charter-wide	42%	55%	54%	48%
Statewide	51%	42%	44%	32%
Alaka'i O Kaua'i Public Charter School	N/A	N/A	N/A	N/A
Connections Public Charter School	N/A	N/A	N/A	N/A
DreamHouse 'Ewa Beach	N/A	SUPP	SUPP	SUPP
Hakipu'u Academy	SUPP	SUPP	N/A	N/A
Hālau Kū Māna Public Charter School	N/A	N/A	N/A	N/A
Hawai'i Academy of Arts & Science Public Charter School	N/A	N/A	SUPP	SUPP
Hawai'i Technology Academy	N/A	N/A	N/A	N/A
Innovations Public Charter School	N/A	N/A	N/A	N/A
Ka 'Umeke Kā'eo	N/A	N/A	N/A	N/A
Ka Waihona o ka Na'auao Public Charter School	SUPP	SUPP	N/A	N/A
Kamaile Academy, PCS	SUPP	58%	SUPP	SUPP
Kamalani Academy Charter School	SUPP	N/A	N/A	N/A
Kanu o ka 'Āina New Century Public Charter School	SUPP	SUPP	N/A	N/A
Kanuikapono Public Charter School	SUPP	SUPP	N/A	N/A
Ka'ōhao Public Charter School	N/A	N/A	N/A	N/A
The Kapolei Charter School by Goodwill Hawaii	N/A	N/A	N/A	N/A
Kawaikini New Century Public Charter School	N/A	N/A	N/A	N/A
Ke Ana La'ahana Public Charter School	N/A	N/A	N/A	N/A
Ke Kula Niihau O Kekaha Learning Center	N/A	N/A	N/A	N/A
Ke Kula 'o Nāwahīokalani'ōpu'u Iki, LPCS	N/A	N/A	N/A	N/A
Ke Kula 'o Samuel M. Kamakau, LPCS	N/A	N/A	N/A	N/A
Kiheī Charter School	N/A	N/A	N/A	N/A
Kona Pacific Public Charter School	N/A	N/A	SUPP	SUPP
Kua o ka Lā New Century Public Charter School	N/A	N/A	N/A	N/A
Kualapu'u School: A Public Conversion Charter	SUPP	SUPP	SUPP	SUPP
Kula Aupuni Niihau A Kahelelani Aloha (KANAKA) A New Century Public Charter School (PCS)	N/A	N/A	N/A	N/A
Laupāhoehoe Community Public Charter School	SUPP	SUPP	SUPP	SUPP
Mālama Honua Public Charter School	N/A	N/A	N/A	N/A
Myron B. Thompson Academy	N/A	N/A	N/A	N/A
Nā Wai Ola Public Charter School	N/A	N/A	N/A	N/A
SEEQS: the School for Examining Essential Questions of Sustainability	SUPP	SUPP	SUPP	SUPP
University Laboratory School	N/A	N/A	N/A	N/A
The Volcano School of Arts & Sciences	N/A	SUPP	SUPP	SUPP
Voyager: A Public Charter School	N/A	N/A	N/A	N/A
Wai'alae Elementary Public Charter School	SUPP	SUPP	SUPP	SUPP
Waimea Middle Public Conversion Charter School	SUPP	SUPP	SUPP	SUPP
West Hawai'i Explorations Academy	N/A	N/A	N/A	N/A

Table 22 Growth Data For Major Student Subgroups: Median Student Growth Percentiles for English Language Arts/Literacy (ELA) – School Year 2020-2021

Growth Data For Major Student Subgroups: Median Student Growth Percentiles for English Language Arts/Literacy (ELA) – School Year 2020-2021											
School	All Students	Free/Reduced-Price Meal Eligible	Special Education (SPED)	English Learner (EL)	Asian, excluding Filipino	Filipino	Pacific Islander	Native Hawaiian	Black	White	Hispanic
Alaka‘i O Kaua‘i Public Charter School	71	SUPP	SUPP	N/A	SUPP	N/A	SUPP	SUPP	N/A	SUPP	N/A
Connections Public Charter School	50	45	SUPP	SUPP	SUPP	SUPP	SUPP	51	SUPP	56	N/A
DreamHouse ‘Ewa Beach	38	38	SUPP	SUPP	SUPP	43	SUPP	42	SUPP	33	SUPP
Hakipu‘u Academy	38	SUPP	SUPP	N/A	N/A	N/A	SUPP	SUPP	N/A	SUPP	N/A
Hālau Kū Māna Public Charter School	43	SUPP	SUPP	N/A	SUPP	SUPP	SUPP	40	SUPP	SUPP	SUPP
Hawai‘i Academy of Arts & Science Public Charter School	53	52	49	SUPP	SUPP	SUPP	N/A	53	SUPP	54	SUPP
Hawai‘i Technology Academy	59	49	SUPP	SUPP	57	68	SUPP	53	SUPP	56	N/A
Innovations Public Charter School	63	58	SUPP	SUPP	SUPP	SUPP	SUPP	61	N/A	57	SUPP
Ka ‘Umeke Kā‘eo	DNA	DNA	DNA	DNA	DNA	DNA	DNA	DNA	DNA	DNA	DNA
Ka Waihona o ka Na‘auao Public Charter School	40	45	52		SUPP	SUPP	SUPP	37	SUPP	SUPP	N/A
Kamaile Academy, PCS	57	61	59	SUPP	SUPP	SUPP	63	51	SUPP	SUPP	SUPP
Kamalani Academy Charter School	54	54	SUPP	SUPP	N/A	SUPP	SUPP	SUPP	SUPP	SUPP	SUPP
Kanu o ka ‘Āina New Century Public Charter School	57	51	SUPP	N/A	SUPP	SUPP	N/A	55	SUPP	66	N/A
Kanuikapono Public Charter School	45	35	SUPP	N/A	SUPP	SUPP	N/A	51	SUPP	51	SUPP
Ka‘ōhao Public Charter School	51	SUPP	SUPP	SUPP	SUPP	SUPP	SUPP	SUPP	N/A	50	SUPP

Growth Data For Major Student Subgroups: Median Student Growth Percentiles for English Language Arts/Literacy (ELA) – School Year 2020-2021											
School	All Students	Free/Reduced-Price Meal Eligible	Special Education (SPED)	English Learner (EL)	Asian, excluding Filipino	Filipino	Pacific Islander	Native Hawaiian	Black	White	Hispanic
The Kapolei Charter School by Goodwill Hawaii	DNA	DNA	DNA	DNA	DNA	DNA	DNA	DNA	DNA	DNA	DNA
Kawaikini New Century Public Charter School	DNA	DNA	DNA	DNA	DNA	DNA	DNA	DNA	DNA	DNA	DNA
Ke Ana La'ahana Public Charter School	25	SUPP	SUPP	N/A	SUPP	N/A	N/A	SUPP	N/A	SUPP	N/A
Ke Kula Niihau O Kekaha Learning Center	DNA	DNA	DNA	DNA	DNA	DNA	DNA	DNA	DNA	DNA	DNA
Ke Kula 'o Nāwahīokalani'ōpu'u Iki, LPCS	DNA	DNA	DNA	DNA	DNA	DNA	DNA	DNA	DNA	DNA	DNA
Ke Kula 'o Samuel M. Kamakau, LPCS	DNA	DNA	DNA	DNA	DNA	DNA	DNA	DNA	DNA	DNA	DNA
Kihei Charter School	39	45	SUPP	SUPP	SUPP	SUPP	N/A	SUPP	SUPP	41	40
Kona Pacific Public Charter School	59	55	SUPP	SUPP	SUPP	SUPP	N/A	SUPP	SUPP	67	SUPP
Kua o ka Lā New Century Public Charter School	42	SUPP	SUPP	SUPP	SUPP	SUPP	SUPP	43	SUPP	SUPP	N/A
Kualapu'u School: A Public Conversion Charter	49	47	SUPP	SUPP	N/A	SUPP	N/A	43	SUPP	SUPP	N/A
Kula Aupuni Niihau A Kahelelani Aloha (KANAKA) A New Century Public Charter School (PCS)	54	SUPP	SUPP	N/A	N/A	N/A	N/A	SUPP	SUPP	SUPP	N/A
Laupāhoehoe Community Public Charter School	59	50	SUPP	SUPP	SUPP	SUPP	SUPP	SUPP	N/A	74	SUPP

Growth Data For Major Student Subgroups: Median Student Growth Percentiles for English Language Arts/Literacy (ELA) – School Year 2020-2021											
School	All Students	Free/Reduced-Price Meal Eligible	Special Education (SPED)	English Learner (EL)	Asian, excluding Filipino	Filipino	Pacific Islander	Native Hawaiian	Black	White	Hispanic
Mālama Honua Public Charter School	55	56	SUPP	N/A	N/A	N/A	N/A	58	N/A	SUPP	N/A
Myron B. Thompson Academy	73	64	N/A	N/A	SUPP	SUPP	SUPP	65	N/A	64	SUPP
Nā Wai Ola Public Charter School	28	SUPP	SUPP	SUPP	N/A	N/A	SUPP	SUPP	SUPP	SUPP	N/A
SEEQS: the School for Examining Essential Questions of Sustainability	44	34	SUPP	SUPP	46	SUPP	SUPP	SUPP	SUPP	51	SUPP
University Laboratory School	54	SUPP	SUPP	SUPP	55	41	SUPP	62	SUPP	47	SUPP
The Volcano School of Arts & Sciences	46	41	SUPP	SUPP	SUPP	SUPP	SUPP	40	N/A	SUPP	N/A
Voyager: A Public Charter School	69	SUPP	SUPP	SUPP	71	SUPP	SUPP	SUPP	SUPP	59	SUPP
Wai'ālae Elementary Public Charter School	66	SUPP	SUPP	SUPP	78	SUPP	SUPP	SUPP	SUPP	SUPP	N/A
Waimea Middle Public Conversion Charter School	46	42	SUPP	SUPP	SUPP	SUPP	SUPP	42	SUPP	SUPP	SUPP
West Hawai'i Explorations Academy	37	38	SUPP	SUPP	SUPP	SUPP	N/A	SUPP	SUPP	38	SUPP

Table 23 Growth Data For Major Student Subgroups: Median Student Growth Percentiles for English Language Arts/Literacy (ELA) – School Year 2021-2022

Growth Data For Major Student Subgroups: Median Student Growth Percentiles for English Language Arts/Literacy (ELA) – School Year 2021-2022												
School	All Students	Free/Reduced-Price Meal Eligible	Special Education (SPED)	English Learner (EL)	Asian, excluding Filipino	Filipino	Pacific Islander	Native Hawaiian	Black	White	Hispanic	
Alaka'i O Kaua'i Public Charter School	63	76	N/A	SUPP	SUPP	N/A	N/A	SUPP	SUPP	67	SUPP	
Connections Public Charter School	41	46	22	38	SUPP	SUPP	47	31	SUPP	45	SUPP	
DreamHouse 'Ewa Beach	38	33	40	SUPP	24	28	20	43	SUPP	34	SUPP	
Hakipu'u Learning Center	29	SUPP	SUPP	N/A	N/A	N/A		SUPP	N/A	SUPP	N/A	
Hālau Kū Māna Public Charter School	49	52	SUPP	N/A	SUPP	SUPP	SUPP	53	SUPP	SUPP	N/A	
Hawai'i Academy of Arts & Science Public Charter School	40	39	33	SUPP	SUPP	40	SUPP	38	SUPP	39	SUPP	
Hawai'i Technology Academy	44	47	33	SUPP	45	51	SUPP	39	29	46	N/A	
Innovations Public Charter School	52	51	SUPP	SUPP	50	SUPP	SUPP	38	N/A	55	SUPP	
Ka 'Umeke Kā'eo	DNA	DNA	DNA	DNA	DNA	DNA	DNA	DNA	DNA	DNA	DNA	
Ka Waihona o ka Na'auao Public Charter School	38	36	32	SUPP	SUPP	SUPP	SUPP	39	SUPP	SUPP	N/A	
Kamaile Academy, PCS	31	34	21	27	SUPP	41	30	30	SUPP	45	SUPP	
Kamalani Academy Charter School	53	47	21	SUPP	SUPP	67	SUPP	54	SUPP	47	SUPP	
Kanu o ka 'Āina New Century Public Charter School	40	41	32	N/A	SUPP	N/A	N/A	41	SUPP	39	N/A	
Kanuikapono Public Charter School	42	32	28	SUPP	SUPP	SUPP	SUPP	33	SUPP	50	SUPP	
Ka'ōhao Public Charter School	52	SUPP	SUPP	SUPP	SUPP	SUPP	SUPP	SUPP	N/A	50	SUPP	
The Kapolei Charter School by Goodwill Hawaii	DNA	DNA	DNA	DNA	DNA	DNA	DNA	DNA	DNA	DNA	DNA	
Kawaikini New Century Public Charter School	DNA	DNA	DNA	DNA	DNA	DNA	DNA	DNA	DNA	DNA	DNA	

Growth Data For Major Student Subgroups: Median Student Growth Percentiles for English Language Arts/Literacy (ELA) – School Year 2021-2022

School	All Students	Free/Reduced-Price Meal Eligible	Special Education (SPED)	English Learner (EL)	Asian, excluding Filipino	Filipino	Pacific Islander	Native Hawaiian	Black	White	Hispanic
Ke Ana La'ahana Public Charter School	28	SUPP	SUPP	N/A	N/A	SUPP	N/A	SUPP	N/A	N/A	N/A
Ke Kula Niihau O Kekaha Learning Center	DNA	DNA	DNA	DNA	DNA	DNA	DNA	DNA	DNA	DNA	DNA
Ke Kula 'o Nāwahioakalani'ōpu'u Iki, LPCS	DNA	DNA	DNA	DNA	DNA	DNA	DNA	DNA	DNA	DNA	DNA
Ke Kula 'o Samuel M. Kamakau, LPCS	DNA	DNA	DNA	DNA	DNA	DNA	DNA	DNA	DNA	DNA	DNA
Kihei Charter School	35	32	27	26	SUPP	30	N/A	25	SUPP	38	36
Kona Pacific Public Charter School	61	65	SUPP	SUPP	SUPP	SUPP	N/A	63	SUPP	65	SUPP
Kua o ka Lā New Century Public Charter School	47	45	SUPP	SUPP	SUPP	SUPP	N/A	35	SUPP	63	SUPP
Kualapu'u School: A Public Conversion Charter	50	49	43	SUPP	SUPP	SUPP	SUPP	50	N/A	SUPP	N/A
Kula Aupuni Niihau A Kahelelani Aloha (KANAKA) A New Century Public Charter School (PCS)	19	17	SUPP	N/A	N/A	N/A	N/A	19	N/A	N/A	N/A
Laupāhoehoe Community Public Charter School	36	34	SUPP	SUPP	SUPP	25	SUPP	SUPP	SUPP	27	SUPP
Mālama Honua Public Charter School	44	45	29	N/A	N/A	N/A	SUPP	43	N/A	63	N/A
Myron B. Thompson Academy	56	53	SUPP	N/A	67	60	SUPP	44	N/A	61	SUPP
Nā Wai Ola Public Charter School	48	50	SUPP	N/A	SUPP	SUPP	SUPP	45	SUPP	SUPP	N/A
SEEQS: the School for Examining Essential Questions of Sustainability	43	45	40	SUPP	58	SUPP	SUPP	32	SUPP	43	SUPP
University Laboratory School	51	59	SUPP	SUPP	45	63	SUPP	44	SUPP	61	SUPP
The Volcano School of Arts & Sciences	58	54	53	SUPP	SUPP	SUPP	SUPP	53	N/A	61	N/A
Voyager: A Public Charter School	52	48	SUPP	52	52	30	SUPP	30	SUPP	59	SUPP

Growth Data For Major Student Subgroups: Median Student Growth Percentiles for English Language Arts/Literacy (ELA) – School Year 2021-2022

School	All Students	Free/Reduced-Price Meal Eligible	Special Education (SPED)	English Learner (EL)	Asian, excluding Filipino	Filipino	Pacific Islander	Native Hawaiian	Black	White	Hispanic
Wai'ālae Elementary Public Charter School	56	52	SUPP	72	66	SUPP	SUPP	50	N/A	48	SUPP
Waimea Middle Public Conversion Charter School	53	53	51	SUPP	SUPP	56	SUPP	46	SUPP	SUPP	SUPP
West Hawai'i Explorations Academy	53	46	N/A	SUPP	SUPP	SUPP	SUPP	27	N/A	53	SUPP

Table 24 Growth Data For Major Student Subgroups: Median Student Growth Percentiles for English Language Arts/Literacy (ELA) – School Year 2022-2023

Growth Data For Major Student Subgroups: Median Student Growth Percentiles for English Language Arts/Literacy (ELA) – School Year 2022-2023												
School	All Students	Free/Reduced-Price Meal Eligible	Special Education (SPED)	English Learner (EL)	Asian, excluding Filipino	Filipino	Pacific Islander	Native Hawaiian	Black	White	Hispanic	
Alaka'i O Kaua'i Public Charter School	56	SUPP	SUPP	SUPP	SUPP	SUPP	N/A	SUPP	SUPP	53	SUPP	
Connections Public Charter School	57	56	55	49	SUPP	SUPP	49	55	SUPP	61	SUPP	
DreamHouse 'Ewa Beach	45	45	49	SUPP	41	46	44	44	SUPP	52	SUPP	
Hakipu'u Academy	28	SUPP	SUPP	N/A	N/A	N/A	N/A	SUPP	N/A	N/A	N/A	
Hālau Kū Māna Public Charter School	37	35	SUPP	SUPP	SUPP	SUPP	N/A	38	SUPP	SUPP	N/A	
Hawai'i Academy of Arts & Science Public Charter School	54	58	54	SUPP	SUPP	36	SUPP	44	SUPP	57	SUPP	
Hawai'i Technology Academy	46	43	50	SUPP	49	51	SUPP	46	59	42	N/A	
Innovations Public Charter School	64	64	SUPP	SUPP	53	SUPP	SUPP	57	N/A	68	SUPP	
Ka 'Umeke Kā'eo	N/A	N/A	N/A	N/A	N/A	N/A	N/A	N/A	N/A	N/A	N/A	
Ka Waihona o ka Na'auao Public Charter School	38	39	31	SUPP	SUPP	SUPP	SUPP	38	N/A	40	SUPP	
Kamaile Academy, PCS	41	38	22	34	68	29	34	44	SUPP	41	SUPP	
Kamalani Academy Charter School	37	33	55	SUPP	SUPP	SUPP	SUPP	52	N/A	51	SUPP	
Kanu o ka 'Āina New Century Public Charter School	47	45	33	N/A	SUPP	SUPP	N/A	41	SUPP	48	N/A	
Kanuikapono Public Charter School	38	35	20	SUPP	SUPP	N/A	SUPP	40	SUPP	40	SUPP	
Ka'ōhao Public Charter School	67	59	31	SUPP	SUPP	SUPP	SUPP	SUPP	SUPP	67	SUPP	
The Kapolei Charter School by Goodwill Hawaii	N/A	N/A	N/A	N/A	N/A	N/A	N/A	N/A	N/A	N/A	N/A	
Kawaikini New Century Public Charter School	N/A	N/A	N/A	N/A	N/A	N/A	N/A	N/A	N/A	N/A	N/A	

Growth Data For Major Student Subgroups: Median Student Growth Percentiles for English Language Arts/Literacy (ELA) – School Year 2022-2023												
School	All Students	Free/Reduced-Price Meal Eligible	Special Education (SPED)	English Learner (EL)	Asian, excluding Filipino	Filipino	Pacific Islander	Native Hawaiian	Black	White	Hispanic	
Ke Ana La'ahana Public Charter School	52	SUPP	SUPP	N/A	N/A	SUPP	N/A	SUPP	N/A	N/A	N/A	
Ke Kula Niihau O Kekaha Learning Center	N/A	N/A	N/A	N/A	N/A	N/A	N/A	N/A	N/A	N/A	N/A	
Ke Kula 'o Nāwahīokalani'ōpu'u Iki, LPCS	N/A	N/A	N/A	N/A	N/A	N/A	N/A	N/A	N/A	N/A	N/A	
Ke Kula 'o Samuel M. Kamakau, LPCS	N/A	N/A	N/A	N/A	N/A	N/A	N/A	N/A	N/A	N/A	N/A	
Kihei Charter School	40	42	42	45	SUPP	52	N/A	35	SUPP	40	46	
Kona Pacific Public Charter School	52	54	56	SUPP	SUPP	SUPP	N/A	SUPP	SUPP	52	SUPP	
Kua o ka Lā New Century Public Charter School	47	49	42	N/A	SUPP	SUPP	N/A	44	SUPP	49	SUPP	
Kualapu'u School: A Public Conversion Charter	33	33	SUPP	N/A	SUPP	SUPP	SUPP	33	N/A	SUPP	N/A	
Kula Aupuni Niihau A Kahelelani Aloha (KANAKA) A New Century Public Charter School (PCS)	45	SUPP	N/A	N/A	N/A	N/A	N/A	45	N/A	N/A	N/A	
Laupāhoehoe Community Public Charter School	53	48	SUPP	SUPP	SUPP	47	SUPP	SUPP	N/A	65	SUPP	
Mālama Honua Public Charter School	60	58	42	N/A	SUPP	N/A	SUPP	61	N/A	47	N/A	
Myron B. Thompson Academy	59	69	SUPP	N/A	64	44	SUPP	66	SUPP	53	SUPP	
Nā Wai Ola Public Charter School	59	53	SUPP	N/A	SUPP	N/A	SUPP	SUPP	SUPP	SUPP	N/A	
SEEQS: the School for Examining Essential Questions of Sustainability	48	61	42	SUPP	61	SUPP	SUPP	35	SUPP	43	SUPP	
University Laboratory School	52	43	SUPP	SUPP	45	57	SUPP	68	SUPP	53	SUPP	
The Volcano School of Arts & Sciences	53	54	40	SUPP	SUPP	SUPP	SUPP	44	SUPP	62	N/A	
Voyager: A Public Charter School	59	56	38	40	58	70	SUPP	58	SUPP	62	SUPP	
Wai'ālae Elementary Public Charter School	48	42	39	44	48	SUPP	SUPP	57	N/A	43	SUPP	

Growth Data For Major Student Subgroups: Median Student Growth Percentiles for English Language Arts/Literacy (ELA) – School Year 2022-2023

School	All Students	Free/Reduced-Price Meal Eligible	Special Education (SPED)	English Learner (EL)	Asian, excluding Filipino	Filipino	Pacific Islander	Native Hawaiian	Black	White	Hispanic
Waimea Middle Public Conversion Charter School	57	57	29	49	51	56	55	59	N/A	52	SUPP
West Hawai'i Explorations Academy	43	35	SUPP	SUPP	63	SUPP	SUPP	32	N/A	34	SUPP

Table 25 Growth Data For Major Student Subgroups: Median Student Growth Percentiles for English Language Arts/Literacy (ELA) – School Year 2023-2024

Growth Data For Major Student Subgroups: Median Student Growth Percentiles for English Language Arts/Literacy (ELA) – School Year 2023-2024												
School	All Students	Free/Reduced-Price Meal Eligible	Special Education (SPED)	English Learner (EL)	Asian, excluding Filipino	Filipino	Pacific Islander	Native Hawaiian	Black	White	Hispanic	
Alaka‘i O Kaua‘i Public Charter School	70%	SUPP	SUPP	SUPP	73%	SUPP	N/A	82%	SUPP	67%	N/A	
Connections Public Charter School	55%	56%	65%	SUPP	SUPP	SUPP	59%	51%	SUPP	56%	SUPP	
DreamHouse ‘Ewa Beach	50%	36%	34%	SUPP	65%	45%	38%	45%	SUPP	56%	SUPP	
Hakipu‘u Academy	64%	SUPP	SUPP	N/A	SUPP	SUPP	SUPP	SUPP	N/A	SUPP	N/A	
Hālau Kū Māna Public Charter School	73%	73%	SUPP	SUPP	SUPP	SUPP	SUPP	72%	SUPP	SUPP	N/A	
Hawai‘i Academy of Arts & Science Public Charter School	61%	60%	51%	SUPP	SUPP	58%	SUPP	54%	SUPP	61%	SUPP	
Hawai‘i Technology Academy	55%	53%	62%	SUPP	55%	50%	71%	63%	67%	52%	N/A	
Innovations Public Charter School	64%	66%	SUPP	SUPP	65%	SUPP	SUPP	79%	N/A	66%	SUPP	
Ka ‘Umeke Kā‘eo	DNA	DNA	DNA	DNA	DNA	DNA	DNA	DNA	DNA	DNA	DNA	
Ka Waihona o ka Na‘auao Public Charter School	46%	47%	36%	SUPP	SUPP	SUPP	45%	44%	N/A	46%	SUPP	
Kamaile Academy, PCS	58%	60%	50%	55%	60%	69%	56%	59%	SUPP	40%	SUPP	
Kamalani Academy Charter School	56%	52%	55%	SUPP	SUPP	SUPP	SUPP	53%	N/A	SUPP	SUPP	
Kanu o ka ‘Āina New Century Public Charter School	59%	51%	47%	SUPP	SUPP	SUPP	N/A	55%	SUPP	70%	N/A	
Kanuikapono Public Charter School	44%	42%	13%	SUPP	SUPP	N/A	SUPP	51%	SUPP	45%	SUPP	
Ka‘ōhao Public Charter School	67%	SUPP	SUPP	SUPP	73%	SUPP	SUPP	SUPP	SUPP	67%	SUPP	
The Kapolei Charter School by Goodwill Hawaii	DNA	DNA	DNA	DNA	DNA	DNA	DNA	DNA	DNA	DNA	DNA	
Kawaikini New Century Public Charter School	DNA	DNA	DNA	DNA	DNA	DNA	DNA	DNA	DNA	DNA	DNA	
Ke Ana La‘ahana Public Charter School	SUPP	SUPP	SUPP	N/A	N/A	SUPP	N/A	SUPP	N/A	N/A	N/A	

Growth Data For Major Student Subgroups: Median Student Growth Percentiles for English Language Arts/Literacy (ELA) – School Year 2023-2024												
School	All Students	Free/Reduced-Price Meal Eligible	Special Education (SPED)	English Learner (EL)	Asian, excluding Filipino	Filipino	Pacific Islander	Native Hawaiian	Black	White	Hispanic	
Ke Kula Niihau O Kekaha Learning Center	DNA	DNA	DNA	DNA	DNA	DNA	DNA	DNA	DNA	DNA	DNA	
Ke Kula 'o Nāwahīokalani'ōpu'u Iki, LPCS	DNA	DNA	DNA	DNA	DNA	DNA	DNA	DNA	DNA	DNA	DNA	
Ke Kula 'o Samuel M. Kamakau, LPCS	DNA	DNA	DNA	DNA	DNA	DNA	DNA	DNA	DNA	DNA	DNA	
Kiheī Charter School	48%	46%	54%	62%	SUPP	55%	N/A	53%	SUPP	46%	48%	
Kona Pacific Public Charter School	60%	63%	SUPP	SUPP	SUPP	SUPP	N/A	SUPP	SUPP	60%	SUPP	
Kua o ka Lā New Century Public Charter School	58%	61%	73%	SUPP	SUPP	SUPP	N/A	62%	N/A	61%	N/A	
Kualapu'u School: A Public Conversion Charter	61%	64%	SUPP	N/A	SUPP	SUPP	SUPP	64%	N/A	SUPP	N/A	
Kula Aupuni Niihau A Kahelelani Aloha (KANAKA) A New Century Public Charter School (PCS)	43%	SUPP	SUPP	SUPP	N/A	N/A	SUPP	50%	N/A	N/A	N/A	
Laupāhoehoe Community Public Charter School	59%	57%	50%	SUPP	SUPP	47%	SUPP	SUPP	N/A	62%	38%	
Mālama Honua Public Charter School	81%	80%	75%	N/A	SUPP	N/A	SUPP	81%	N/A	88%	N/A	
Myron B. Thompson Academy	71%	62%	SUPP	N/A	89%	57%	SUPP	62%	SUPP	72%	SUPP	
Nā Wai Ola Public Charter School	53%	49%	SUPP	N/A	SUPP	SUPP	SUPP	31%	SUPP	80%	N/A	
SEEQS: the School for Examining Essential Questions of Sustainability	58%	76%	58%	64%	67%	SUPP	SUPP	65%	SUPP	48%	SUPP	
University Laboratory School	49%	29%	54%	SUPP	52%	44%	SUPP	30%	SUPP	57%	SUPP	
The Volcano School of Arts & Sciences	64%	65%	57%	SUPP	SUPP	SUPP	SUPP	60%	SUPP	67%	SUPP	
Voyager: A Public Charter School	67%	74%	58%	82%	71%	65%	SUPP	50%	SUPP	72%	SUPP	
Wai'ālae Elementary Public Charter School	66%	64%	56%	64%	64%	SUPP	SUPP	79%	N/A	71%	SUPP	

Growth Data For Major Student Subgroups: Median Student Growth Percentiles for English Language Arts/Literacy (ELA) – School Year 2023-2024

School	All Students	Free/Reduced-Price Meal Eligible	Special Education (SPED)	English Learner (EL)	Asian, excluding Filipino	Filipino	Pacific Islander	Native Hawaiian	Black	White	Hispanic
Waimea Middle Public Conversion Charter School	50%	51%	48%	62%	SUPP	55%	76%	42%	SUPP	49%	SUPP
West Hawai'i Explorations Academy	50%	36%	SUPP	SUPP	46%	SUPP	SUPP	50%	SUPP	52%	SUPP

Table 26 Growth Data For Major Student Subgroups: Median Student Growth Percentiles for Math – School Year 2020-2021

Growth Data For Major Student Subgroups: Median Student Growth Percentiles for Math – School Year 2020-2021												
School	All Students	Free/Reduced-Price Meal Eligible	Special Education (SPED)	English Learner (EL)	Asian, excluding Filipino	Filipino	Pacific Islander	Native Hawaiian	Black	White	Hispanic	
Alaka'i O Kaua'i Public Charter School	57	SUPP	SUPP	N/A	SUPP	N/A	SUPP	SUPP	N/A	SUPP	N/A	
Connections Public Charter School	41	44	SUPP	SUPP	SUPP	SUPP	SUPP	39	SUPP	45	N/A	
DreamHouse 'Ewa Beach	35	40	SUPP	SUPP	SUPP	37	SUPP	42	SUPP	37	SUPP	
Hakipu'u Academy	49	SUPP	SUPP	N/A	N/A	N/A	SUPP	SUPP	N/A	SUPP	N/A	
Hālau Kū Māna Public Charter School	49	SUPP	SUPP	N/A	SUPP	SUPP	SUPP	45	SUPP	SUPP	SUPP	
Hawai'i Academy of Arts & Science Public Charter School	57	60	62	SUPP	SUPP	SUPP	N/A	60	SUPP	57	SUPP	
Hawai'i Technology Academy	55	55	SUPP	SUPP	60	56	SUPP	58	SUPP	55	N/A	
Innovations Public Charter School	54	52	SUPP	SUPP	SUPP	SUPP	SUPP	51	N/A	53	SUPP	
Ka 'Umeke Kā'eo	DNA	DNA	DNA	DNA	DNA	DNA	DNA	DNA	DNA	DNA	DNA	
Ka Waihona o ka Na'auao Public Charter School	48	47	45	N/A	SUPP	SUPP	SUPP	48	SUPP	SUPP	N/A	
Kamaile Academy, PCS	39	39	55	SUPP	SUPP	SUPP	36	39	SUPP	SUPP	SUPP	
Kamalani Academy Charter School	49	49	SUPP	SUPP	N/A	SUPP	SUPP	SUPP	SUPP	SUPP	SUPP	
Kanu o ka 'Āina New Century Public Charter School	57	49	SUPP	N/A	SUPP	SUPP	N/A	53	SUPP	81	N/A	
Kanuikapono Public Charter School	48	48	SUPP	N/A	SUPP	SUPP	N/A	47	SUPP	50	SUPP	
Ka'ōhao Public Charter School	57	SUPP	SUPP	SUPP	SUPP	SUPP	SUPP	SUPP	N/A	57	SUPP	
The Kapolei Charter School by Goodwill Hawaii	DNA	DNA	DNA	DNA	DNA	DNA	DNA	DNA	DNA	DNA	DNA	
Kawaikini New Century Public Charter School	DNA	DNA	DNA	DNA	DNA	DNA	DNA	DNA	DNA	DNA	DNA	
Ke Ana La'ahana Public Charter School	51	SUPP	SUPP	N/A	N/A	N/A	N/A	SUPP	N/A	SUPP	N/A	

Growth Data For Major Student Subgroups: Median Student Growth Percentiles for Math – School Year 2020-2021

School	All Students	Free/Reduced-Price Meal Eligible	Special Education (SPED)	English Learner (EL)	Asian, excluding Filipino	Filipino	Pacific Islander	Native Hawaiian	Black	White	Hispanic
Ke Kula Niihau O Kekaha Learning Center	DNA	DNA	DNA	DNA	DNA	DNA	DNA	DNA	DNA	DNA	DNA
Ke Kula ‘o Nāwahīokalani‘ōpu‘u Iki, LPCS	DNA	DNA	DNA	DNA	DNA	DNA	DNA	DNA	DNA	DNA	DNA
Ke Kula ‘o Samuel M. Kamakau, LPCS	DNA	DNA	DNA	DNA	DNA	DNA	DNA	DNA	DNA	DNA	DNA
Kihei Charter School	52	53	SUPP	SUPP	SUPP	SUPP	N/A	SUPP	SUPP	51	51
Kona Pacific Public Charter School	80	82	SUPP	SUPP	SUPP	SUPP	N/A	SUPP	SUPP	79	SUPP
Kua o ka Lā New Century Public Charter School	52	SUPP	SUPP	SUPP	SUPP	SUPP	SUPP	52	SUPP	SUPP	N/A
Kualapu‘u School: A Public Conversion Charter	69	74	SUPP	SUPP	N/A	SUPP	N/A	67	SUPP	SUPP	N/A
Kula Aupuni Niihau A Kahelelani Aloha (KANAKA) A New Century Public Charter School (PCS)	37	SUPP	SUPP	N/A	N/A	N/A	N/A	SUPP	SUPP	SUPP	N/A
Laupāhoehoe Community Public Charter School	40	39	SUPP	SUPP	SUPP	SUPP	SUPP	SUPP	N/A	43	SUPP
Mālama Honua Public Charter School	53	54	SUPP	N/A	N/A	N/A	N/A	53	N/A	SUPP	N/A
Myron B. Thompson Academy	81	88	N/A	N/A	SUPP	SUPP	SUPP	74	N/A	80	SUPP
Nā Wai Ola Public Charter School	41	SUPP	SUPP	SUPP	N/A	N/A	SUPP	SUPP	SUPP	SUPP	N/A
SEEQS: the School for Examining Essential Questions of Sustainability	44	36	SUPP	SUPP	52	SUPP	SUPP	SUPP	SUPP	45	SUPP
University Laboratory School	75	SUPP	SUPP	SUPP	75	77	SUPP	62	SUPP	68	SUPP
The Volcano School of Arts & Sciences	64	59	SUPP	SUPP	SUPP	SUPP	SUPP	65	N/A	SUPP	N/A
Voyager: A Public Charter School	69	SUPP	SUPP	SUPP	83	SUPP	SUPP	SUPP	SUPP	74	SUPP
Wai‘alae Elementary Public Charter School	73	SUPP	SUPP	SUPP	72	SUPP	SUPP	SUPP	SUPP	SUPP	N/A

Growth Data For Major Student Subgroups: Median Student Growth Percentiles for Math – School Year 2020-2021

School	All Students	Free/Reduced-Price Meal Eligible	Special Education (SPED)	English Learner (EL)	Asian, excluding Filipino	Filipino	Pacific Islander	Native Hawaiian	Black	White	Hispanic
Waimea Middle Public Conversion Charter School	46	44	SUPP	SUPP	SUPP	SUPP	SUPP	33	SUPP	SUPP	SUPP
West Hawai'i Explorations Academy	29	26	SUPP	SUPP	SUPP	SUPP	N/A	SUPP	SUPP	31	SUPP

Table 27 Growth Data For Major Student Subgroups: Median Student Growth Percentiles for Math – School Year 2021-2022

Growth Data For Major Student Subgroups: Median Student Growth Percentiles for Math – School Year 2021-2022												
School	All Students	Free/Reduced-Price Meal Eligible	Special Education (SPED)	English Learner (EL)	Asian, excluding Filipino	Filipino	Pacific Islander	Native Hawaiian	Black	White	Hispanic	
Alaka‘i O Kaua‘i Public Charter School	33	23	N/A	SUPP	SUPP	N/A	N/A	SUPP	SUPP	41	SUPP	
Connections Public Charter School	44	38	26	30	SUPP	SUPP	46	45	SUPP	44	SUPP	
DreamHouse ‘Ewa Beach	24	27	21	SUPP	44	29	31	19	SUPP	26	SUPP	
Hakipu‘u Academy	29	SUPP	SUPP	N/A	N/A	N/A	N/A	SUPP	N/A	SUPP	N/A	
Hālau Kū Māna Public Charter School	52	47	SUPP	N/A	SUPP	SUPP	SUPP	52	SUPP	SUPP	N/A	
Hawai‘i Academy of Arts & Science Public Charter School	40	41	33	SUPP	SUPP	41	SUPP	45	SUPP	37	SUPP	
Hawai‘i Technology Academy	41	35	50	SUPP	40	49	SUPP	38	41	42	N/A	
Innovations Public Charter School	39	29	SUPP	SUPP	22	SUPP	SUPP	43	N/A	42	SUPP	
Ka ‘Umeke Kā‘eo	DNA	DNA	DNA	DNA	DNA	DNA	DNA	DNA	DNA	DNA	DNA	
Ka Waihona o ka Na‘auao Public Charter School	38	38	26	SUPP	SUPP	SUPP	SUPP	40	SUPP	SUPP	N/A	
Kamaile Academy, PCS	29	30	25	28	35	38	28	29	SUPP	26	SUPP	
Kamalani Academy Charter School	53	52	47	SUPP	SUPP	45	SUPP	54	SUPP	55	SUPP	
Kanu o ka ‘Āina New Century Public Charter School	44	48	36	N/A	SUPP	N/A	N/A	41	SUPP	53	N/A	
Kanuikapono Public Charter School	31	35	31	SUPP	SUPP	SUPP	SUPP	28	SUPP	32	SUPP	
Ka‘ōhao Public Charter School	51	SUPP	SUPP	SUPP	SUPP	SUPP	SUPP	SUPP	N/A	46	SUPP	
The Kapolei Charter School by Goodwill Hawaii	DNA	DNA	DNA	DNA	DNA	DNA	DNA	DNA	DNA	DNA	DNA	
Kawaikini New Century Public Charter School	DNA	DNA	DNA	DNA	DNA	DNA	DNA	DNA	DNA	DNA	DNA	
Ke Ana La‘ahana Public Charter School	48	SUPP	SUPP	N/A	N/A	SUPP	N/A	SUPP	N/A	N/A	N/A	

Growth Data For Major Student Subgroups: Median Student Growth Percentiles for Math – School Year 2021-2022												
School	All Students	Free/Reduced-Price Meal Eligible	Special Education (SPED)	English Learner (EL)	Asian, excluding Filipino	Filipino	Pacific Islander	Native Hawaiian	Black	White	Hispanic	
Ke Kula Niihau O Kekaha Learning Center	DNA	DNA	DNA	DNA	DNA	DNA	DNA	DNA	DNA	DNA	DNA	
Ke Kula 'o Nāwahīokalani'ōpu'u Iki, LPCS	DNA	DNA	DNA	DNA	DNA	DNA	DNA	DNA	DNA	DNA	DNA	
Ke Kula 'o Samuel M. Kamakau, LPCS	DNA	DNA	DNA	DNA	DNA	DNA	DNA	DNA	DNA	DNA	DNA	
Kihei Charter School	34	29	23	21	SUPP	29	N/A	36	SUPP	37	30	
Kona Pacific Public Charter School	54	51	SUPP	SUPP	SUPP	SUPP	N/A	28	SUPP	57	SUPP	
Kua o ka Lā New Century Public Charter School	44	38	SUPP	SUPP	SUPP	SUPP	N/A	36	SUPP	45	SUPP	
Kualapu'u School: A Public Conversion Charter	47	47	50	SUPP	SUPP	SUPP	SUPP	46	N/A	SUPP	N/A	
Kula Aupuni Niihau A Kahelelani Aloha (KANAKA) A New Century Public Charter School (PCS)	5	5	SUPP	N/A	N/A	N/A	N/A	5	N/A	N/A	N/A	
Laupāhoehoe Community Public Charter School	31	24	SUPP	SUPP	SUPP	14	SUPP	SUPP	SUPP	32	SUPP	
Mālama Honua Public Charter School	57	50	37	N/A	N/A	N/A	SUPP	48	N/A	72	N/A	
Myron B. Thompson Academy	51	53	SUPP	N/A	59	66	SUPP	34	N/A	50	SUPP	
Nā Wai Ola Public Charter School	45	47	SUPP	N/A	SUPP	SUPP	SUPP	45	SUPP	SUPP	N/A	
SEEQS: the School for Examining Essential Questions of Sustainability	29	40	21	SUPP	34	SUPP	SUPP	18	SUPP	29	SUPP	
University Laboratory School	51	62	SUPP	SUPP	49	52	SUPP	47	SUPP	51	SUPP	
The Volcano School of Arts & Sciences	52	41	48	SUPP	SUPP	SUPP	SUPP	49	N/A	52	N/A	
Voyager: A Public Charter School	55	44	SUPP	48	49	34	SUPP	48	SUPP	64	SUPP	
Wai'ālae Elementary Public Charter School	54	22	SUPP	60	58	SUPP	SUPP	59	N/A	39	SUPP	

Growth Data For Major Student Subgroups: Median Student Growth Percentiles for Math – School Year 2021-2022

School	All Students	Free/Reduced-Price Meal Eligible	Special Education (SPED)	English Learner (EL)	Asian, excluding Filipino	Filipino	Pacific Islander	Native Hawaiian	Black	White	Hispanic
Waimea Middle Public Conversion Charter School	71	65	31	SUPP	SUPP	83	SUPP	68	SUPP	SUPP	SUPP
West Hawai'i Explorations Academy	41	44	N/A	SUPP	SUPP	SUPP	SUPP	45	N/A	41	SUPP

Table 28 Growth Data For Major Student Subgroups: Median Student Growth Percentiles for Math – School Year 2022-2023

Growth Data For Major Student Subgroups: Median Student Growth Percentiles for Math – School Year 2022-2023												
School	All Students	Free/Reduced-Price Meal Eligible	Special Education (SPED)	English Learner (EL)	Asian, excluding Filipino	Filipino	Pacific Islander	Native Hawaiian	Black	White	Hispanic	
Alaka‘i O Kaua‘i Public Charter School	44	SUPP	SUPP	SUPP	SUPP	SUPP	N/A	SUPP	SUPP	50	SUPP	
Connections Public Charter School	49	47	50	56	SUPP	SUPP	55	46	SUPP	46	SUPP	
DreamHouse ‘Ewa Beach	39	25	38	SUPP	37	39	38	32	SUPP	50	SUPP	
Hakipu‘u Academy	27	SUPP	SUPP	N/A	N/A	N/A	N/A	SUPP	N/A	N/A	N/A	
Hālau Kū Māna Public Charter School	48	35	SUPP	SUPP	SUPP	SUPP	N/A	48	SUPP	SUPP	N/A	
Hawai‘i Academy of Arts & Science Public Charter School	53	52	58	SUPP	SUPP	33	SUPP	42	SUPP	58	SUPP	
Hawai‘i Technology Academy	41	43	54	SUPP	39	44	SUPP	45	23	41	N/A	
Innovations Public Charter School	53	53	SUPP	SUPP	60	SUPP	SUPP	51	N/A	49	SUPP	
Ka ‘Umeke Kā‘eo	DNA	DNA	DNA	DNA	DNA	DNA	DNA	DNA	DNA	DNA	DNA	
Ka Waihona o ka Na‘auao Public Charter School	47	51	51	SUPP	SUPP	SUPP	SUPP	46	N/A	59	SUPP	
Kamaile Academy, PCS	54	51	34	55	61	53	55	57	SUPP	45	SUPP	
Kamalani Academy Charter School	42	41	46	SUPP	SUPP	SUPP	SUPP	38	N/A	48	SUPP	
Kanu o ka ‘Āina New Century Public Charter School	39	34	34	N/A	SUPP	SUPP	N/A	37	SUPP	38	N/A	
Kanuikapono Public Charter School	29	29	16	SUPP	SUPP	N/A	SUPP	25	SUPP	30	SUPP	
Ka‘ōhao Public Charter School	66	60	57	SUPP	SUPP	SUPP	SUPP	SUPP	SUPP	67	SUPP	
The Kapolei Charter School by Goodwill Hawaii	DNA	DNA	DNA	DNA	DNA	DNA	DNA	DNA	DNA	DNA	DNA	
Kawaikini New Century Public Charter School	DNA	DNA	DNA	DNA	DNA	DNA	DNA	DNA	DNA	DNA	DNA	
Ke Ana La‘ahana Public Charter School	41	SUPP	SUPP	N/A	N/A	SUPP	N/A	SUPP	N/A	N/A	N/A	

Growth Data For Major Student Subgroups: Median Student Growth Percentiles for Math – School Year 2022-2023												
School	All Students	Free/Reduced-Price Meal Eligible	Special Education (SPED)	English Learner (EL)	Asian, excluding Filipino	Filipino	Pacific Islander	Native Hawaiian	Black	White	Hispanic	
Ke Kula Niihau O Kekaha Learning Center	DNA	DNA	DNA	DNA	DNA	DNA	DNA	DNA	DNA	DNA	DNA	
Ke Kula 'o Nāwahīokalani'ōpu'u Iki, LPCS	DNA	DNA	DNA	DNA	DNA	DNA	DNA	DNA	DNA	DNA	DNA	
Ke Kula 'o Samuel M. Kamakau, LPCS	DNA	DNA	DNA	DNA	DNA	DNA	DNA	DNA	DNA	DNA	DNA	
Kihei Charter School	41	37	33	26	SUPP	13	N/A	44	SUPP	41	53	
Kona Pacific Public Charter School	51	56	33	SUPP	SUPP	SUPP	N/A	SUPP	SUPP	50	SUPP	
Kua o ka Lā New Century Public Charter School	45	46	54	N/A	SUPP	SUPP	N/A	46	SUPP	49	SUPP	
Kualapu'u School: A Public Conversion Charter	45	39	SUPP	N/A	SUPP	SUPP	SUPP	41	N/A	SUPP	N/A	
Kula Aupuni Niihau A Kahelelani Aloha (KANAKA) A New Century Public Charter School (PCS)	7	SUPP	N/A	N/A	N/A	N/A	N/A	7	N/A	N/A	N/A	
Laupāhoehoe Community Public Charter School	47	46	SUPP	SUPP	SUPP	50	SUPP	SUPP	N/A	56	SUPP	
Mālama Honua Public Charter School	65	54	19	N/A	SUPP	N/A	SUPP	65	N/A	67	N/A	
Myron B. Thompson Academy	48	44	SUPP	N/A	39	66	SUPP	40	SUPP	45	SUPP	
Nā Wai Ola Public Charter School	23	24	SUPP	N/A	SUPP	N/A	SUPP	SUPP	SUPP	SUPP	N/A	
SEEQS: the School for Examining Essential Questions of Sustainability	44	32	33	SUPP	51	SUPP	SUPP	34	SUPP	43	SUPP	
University Laboratory School	40	34	SUPP	SUPP	45	33	SUPP	39	SUPP	45	SUPP	
The Volcano School of Arts & Sciences	58	60	59	SUPP	SUPP	SUPP	SUPP	62	SUPP	63	N/A	
Voyager: A Public Charter School	57	71	38	62	66	40	SUPP	45	SUPP	59	SUPP	
Wai'ālae Elementary Public Charter School	46	57	28	53	48	SUPP	SUPP	52	N/A	42	SUPP	
Waimea Middle Public Conversion Charter School	59	58	33	68	64	48	66	57	N/A	70	SUPP	

Growth Data For Major Student Subgroups: Median Student Growth Percentiles for Math – School Year 2022-2023

School	All Students	Free/Reduced-Price Meal Eligible	Special Education (SPED)	English Learner (EL)	Asian, excluding Filipino	Filipino	Pacific Islander	Native Hawaiian	Black	White	Hispanic
West Hawai'i Explorations Academy	35	48	SUPP	SUPP	34	SUPP	SUPP	59	N/A	33	SUPP

Table 29 Growth Data For Major Student Subgroups: Median Student Growth Percentiles for Math – School Year 2023-2024

Growth Data For Major Student Subgroups: Median Student Growth Percentiles for Math – School Year 2023-2024												
School	All Students	Free/Reduced-Price Meal Eligible	Special Education (SPED)	English Learner (EL)	Asian, excluding Filipino	Filipino	Pacific Islander	Native Hawaiian	Black	White	Hispanic	
Alaka‘i O Kaua‘i Public Charter School	62%	SUPP	SUPP	SUPP	36%	SUPP	N/A	64%	SUPP	63%	N/A	
Connections Public Charter School	54%	56%	48%	SUPP	SUPP	SUPP	47%	46%	SUPP	59%	SUPP	
DreamHouse ‘Ewa Beach	37%	36%	34%	SUPP	52%	33%	47%	29%	SUPP	42%	SUPP	
Hakipu‘u Academy	45%	SUPP	SUPP	N/A	SUPP	SUPP	SUPP	SUPP	N/A	SUPP	N/A	
Hālau Kū Māna Public Charter School	64%	73%	SUPP	SUPP	SUPP	SUPP	SUPP	67%	SUPP	SUPP	N/A	
Hawai‘i Academy of Arts & Science Public Charter School	55%	58%	47%	SUPP	SUPP	33%	SUPP	61%	SUPP	54%	SUPP	
Hawai‘i Technology Academy	55%	50%	57%	SUPP	58%	50%	50%	53%	56%	56%	N/A	
Innovations Public Charter School	55%	57%	SUPP	SUPP	35%	SUPP	SUPP	74%	N/A	56%	SUPP	
Ka ‘Umeke Kā‘eo	DNA	DNA	DNA	DNA	DNA	DNA	DNA	DNA	DNA	DNA	DNA	
Ka Waihona o ka Na‘auao Public Charter School	60%	63%	49%	SUPP	SUPP	SUPP	73%	58%	N/A	69%	SUPP	
Kamaile Academy, PCS	55%	56%	49%	36%	87%	59%	49%	57%	SUPP	48%	SUPP	
Kamalani Academy Charter School	46%	35%	27%	SUPP	SUPP	SUPP	SUPP	37%	N/A	SUPP	SUPP	
Kanu o ka ‘Āina New Century Public Charter School	51%	51%	56%	SUPP	SUPP	SUPP	N/A	49%	SUPP	54%	N/A	
Kanuikapono Public Charter School	40%	42%	40%	SUPP	SUPP	N/A	SUPP	32%	SUPP	45%	SUPP	
Ka‘ōhao Public Charter School	83%	SUPP	SUPP	SUPP	82%	SUPP	SUPP	SUPP	SUPP	83%	SUPP	
The Kapolei Charter School by Goodwill Hawaii	DNA	DNA	DNA	DNA	DNA	DNA	DNA	DNA	DNA	DNA	DNA	
Kawaikini New Century Public Charter School	DNA	DNA	DNA	DNA	DNA	DNA	DNA	DNA	DNA	DNA	DNA	
Ke Ana La‘ahana Public Charter School	SUPP	SUPP	SUPP	N/A	N/A	SUPP	N/A	SUPP	N/A	N/A	N/A	
Ke Kula Niihau O Kekaha Learning Center	DNA	DNA	DNA	DNA	DNA	DNA	DNA	DNA	DNA	DNA	DNA	

Growth Data For Major Student Subgroups: Median Student Growth Percentiles for Math – School Year 2023-2024												
School	All Students	Free/Reduced-Price Meal Eligible	Special Education (SPED)	English Learner (EL)	Asian, excluding Filipino	Filipino	Pacific Islander	Native Hawaiian	Black	White	Hispanic	
Ke Kula 'o Nāwahīkalanī'ōpu'u Iki, LPCS	DNA	DNA	DNA	DNA	DNA	DNA	DNA	DNA	DNA	DNA	DNA	
Ke Kula 'o Samuel M. Kamakau, LPCS	DNA	DNA	DNA	DNA	DNA	DNA	DNA	DNA	DNA	DNA	DNA	
Kiheī Charter School	52%	56%	53%	54%	SUPP	91%	N/A	56%	SUPP	49%	53%	
Kona Pacific Public Charter School	35%	42%	45%	SUPP	SUPP	SUPP	N/A	SUPP	SUPP	32%	SUPP	
Kua o ka Lā New Century Public Charter School	33%	36%	42%	SUPP	SUPP	SUPP	N/A	33%	N/A	30%	N/A	
Kualapu'u School: A Public Conversion Charter	49%	38%	SUPP	N/A	SUPP	SUPP	SUPP	48%	N/A	SUPP	N/A	
Kula Aupuni Niihau A Kahelelani Aloha (KANAKA) A New Century Public Charter School (PCS)	64%	SUPP	SUPP	SUPP	N/A	N/A	SUPP	67%	N/A	N/A	N/A	
Laupāhoehoe Community Public Charter School	53%	51%	42%	SUPP	SUPP	47%	SUPP	SUPP	N/A	50%	50%	
Mālama Honua Public Charter School	77%	76%	75%	N/A	SUPP	N/A	SUPP	78%	N/A	76%	N/A	
Myron B. Thompson Academy	62%	76%	SUPP	N/A	83%	43%	SUPP	58%	SUPP	66%	SUPP	
Nā Wai Ola Public Charter School	50%	46%	SUPP	N/A	SUPP	SUPP	SUPP	46%	SUPP	47%	N/A	
SEEQS: the School for Examining Essential Questions of Sustainability	59%	35%	68%	91%	61%	SUPP	SUPP	59%	SUPP	62%	SUPP	
University Laboratory School	52%	36%	62%	SUPP	51%	50%	SUPP	43%	SUPP	61%	SUPP	
The Volcano School of Arts & Sciences	69%	76%	67%	SUPP	SUPP	SUPP	SUPP	71%	SUPP	62%	SUPP	
Voyager: A Public Charter School	67%	65%	58%	82%	69%	78%	SUPP	50%	SUPP	67%	SUPP	
Wai'ālae Elementary Public Charter School	59%	15%	59%	92%	61%	SUPP	SUPP	43%	N/A	62%	SUPP	
Waimea Middle Public Conversion Charter School	75%	77%	67%	77%	SUPP	61%	72%	75%	SUPP	80%	SUPP	
West Hawai'i Explorations Academy	42%	45%	SUPP	SUPP	23%	SUPP	SUPP	57%	SUPP	42%	SUPP	

Table 30 Growth Data For Major Student Subgroups: Students Meeting Annual Growth Benchmarks for Kaiapuni Assessment of Educational Outcomes in in Hawaiian Language Arts (HLA) – School Year 2020-2021

Growth Data For Major Student Subgroups: Students Meeting Annual Growth Benchmarks for Kaiapuni Assessment of Educational Outcomes in in Hawaiian Language Arts (HLA) – School Year 2020-2021												
School	All Students	Free/Reduced-Price Meal Eligible	Special Education (SPED)	English Learner (EL)	Asian, excluding Filipino	Filipino	Pacific Islander	Native Hawaiian	Black	White	Hispanic	
Alaka‘i O Kaua‘i Public Charter School	DNA	DNA	DNA	DNA	DNA	DNA	DNA	DNA	DNA	DNA	DNA	
Connections Public Charter School	DNA	DNA	DNA	DNA	DNA	DNA	DNA	DNA	DNA	DNA	DNA	
DreamHouse ‘Ewa Beach	DNA	DNA	DNA	DNA	DNA	DNA	DNA	DNA	DNA	DNA	DNA	
Hakipu‘u Academy	DNA	DNA	DNA	DNA	DNA	DNA	DNA	DNA	DNA	DNA	DNA	
Hālau Kū Māna Public Charter School	DNA	DNA	DNA	DNA	DNA	DNA	DNA	DNA	DNA	DNA	DNA	
Hawai‘i Academy of Arts & Science Public Charter School	DNA	DNA	DNA	DNA	DNA	DNA	DNA	DNA	DNA	DNA	DNA	
Hawai‘i Technology Academy	DNA	DNA	DNA	DNA	DNA	DNA	DNA	DNA	DNA	DNA	DNA	
Innovations Public Charter School	DNA	DNA	DNA	DNA	DNA	DNA	DNA	DNA	DNA	DNA	DNA	
Ka ‘Umeke Kā‘eo	36%	28%	SUPP	N/A	SUPP	SUPP	SUPP	40%	N/A	SUPP	N/A	
Ka Waihona o ka Na‘auao Public Charter School	DNA	DNA	DNA	DNA	DNA	DNA	DNA	DNA	DNA	DNA	DNA	
Kamaile Academy, PCS	DNA	DNA	DNA	DNA	DNA	DNA	DNA	DNA	DNA	DNA	DNA	
Kamalani Academy Charter School	DNA	DNA	DNA	DNA	DNA	DNA	DNA	DNA	DNA	DNA	DNA	
Kanu o ka ‘Āina New Century Public Charter School	DNA	DNA	DNA	DNA	DNA	DNA	DNA	DNA	DNA	DNA	DNA	
Kanuikapono Public Charter School	DNA	DNA	DNA	DNA	DNA	DNA	DNA	DNA	DNA	DNA	DNA	
Ka‘ōhao Public Charter School	DNA	DNA	DNA	DNA	DNA	DNA	DNA	DNA	DNA	DNA	DNA	
The Kapolei Charter School by Goodwill Hawaii	DNA	DNA	DNA	DNA	DNA	DNA	DNA	DNA	DNA	DNA	DNA	

Growth Data For Major Student Subgroups: Students Meeting Annual Growth Benchmarks for Kaiapuni Assessment of Educational Outcomes in Hawaiian Language Arts (HLA) – School Year 2020-2021												
School	All Students	Free/Reduced-Price Meal Eligible	Special Education (SPED)	English Learner (EL)	Asian, excluding Filipino	Filipino	Pacific Islander	Native Hawaiian	Black	White	Hispanic	
Kawaikini New Century Public Charter School	35%	39%	SUPP	SUPP	N/A	SUPP	N/A	34%	N/A	N/A	N/A	
Ke Ana La'ahana Public Charter School	DNA	DNA	DNA	DNA	DNA	DNA	DNA	DNA	DNA	DNA	DNA	
Ke Kula Niihau O Kekaha Learning Center	SUPP	SUPP	N/A	SUPP	N/A	N/A	N/A	SUPP	N/A	N/A	N/A	
Ke Kula 'o Nāwahīokalani'ōpu'u Iki, LPCS	58%	SUPP	N/A	N/A	N/A	SUPP	N/A	SUPP	N/A	SUPP	N/A	
Ke Kula 'o Samuel M. Kamakau, LPCS	55%	52%	N/A	N/A	SUPP	SUPP	SUPP	55%	N/A	SUPP	N/A	
Kihei Charter School	DNA	DNA	DNA	DNA	DNA	DNA	DNA	DNA	DNA	DNA	DNA	
Kona Pacific Public Charter School	DNA	DNA	DNA	DNA	DNA	DNA	DNA	DNA	DNA	DNA	DNA	
Kua o ka Lā New Century Public Charter School	DNA	DNA	DNA	DNA	DNA	DNA	DNA	DNA	DNA	DNA	DNA	
Kualapu'u School: A Public Conversion Charter	65%	SUPP	SUPP	N/A	N/A	N/A	SUPP	SUPP	N/A	N/A	N/A	
Kula Aupuni Niihau A Kahelelani Aloha (KANAKA) A New Century Public Charter School (PCS)	DNA	DNA	DNA	DNA	DNA	DNA	DNA	DNA	DNA	DNA	DNA	
Laupāhoehoe Community Public Charter School	DNA	DNA	DNA	DNA	DNA	DNA	DNA	DNA	DNA	DNA	DNA	
Mālama Honua Public Charter School	DNA	DNA	DNA	DNA	DNA	DNA	DNA	DNA	DNA	DNA	DNA	
Myron B. Thompson Academy	DNA	DNA	DNA	DNA	DNA	DNA	DNA	DNA	DNA	DNA	DNA	
Nā Wai Ola Public Charter School	DNA	DNA	DNA	DNA	DNA	DNA	DNA	DNA	DNA	DNA	DNA	
SEEQS: the School for Examining Essential Questions of Sustainability	DNA	DNA	DNA	DNA	DNA	DNA	DNA	DNA	DNA	DNA	DNA	
University Laboratory School	DNA	DNA	DNA	DNA	DNA	DNA	DNA	DNA	DNA	DNA	DNA	
The Volcano School of Arts & Sciences	DNA	DNA	DNA	DNA	DNA	DNA	DNA	DNA	DNA	DNA	DNA	

Growth Data For Major Student Subgroups: Students Meeting Annual Growth Benchmarks for Kaiapuni Assessment of Educational Outcomes in Hawaiian Language Arts (HLA) – School Year 2020-2021

School	All Students	Free/Reduced-Price Meal Eligible	Special Education (SPED)	English Learner (EL)	Asian, excluding Filipino	Filipino	Pacific Islander	Native Hawaiian	Black	White	Hispanic
Voyager: A Public Charter School	DNA	DNA	DNA	DNA	DNA	DNA	DNA	DNA	DNA	DNA	DNA
Wai'alae Elementary Public Charter School	DNA	DNA	DNA	DNA	DNA	DNA	DNA	DNA	DNA	DNA	DNA
Waimea Middle Public Conversion Charter School	DNA	DNA	DNA	DNA	DNA	DNA	DNA	DNA	DNA	DNA	DNA
West Hawai'i Explorations Academy	DNA	DNA	DNA	DNA	DNA	DNA	DNA	DNA	DNA	DNA	DNA

Table 31 Growth Data For Major Student Subgroups: Students Meeting Annual Growth Benchmarks for Kaiapuni Assessment of Educational Outcomes in in Hawaiian Language Arts (HLA) – School Year 2021-2022

Growth Data For Major Student Subgroups: Students Meeting Annual Growth Benchmarks for Kaiapuni Assessment of Educational Outcomes in in Hawaiian Language Arts (HLA) – School Year 2021-2022												
School	All Students	Free/Reduced-Price Meal Eligible	Special Education (SPED)	English Learner (EL)	Asian, excluding Filipino	Filipino	Pacific Islander	Native Hawaiian	Black	White	Hispanic	
Alaka'i O Kaua'i Public Charter School	DNA	DNA	DNA	DNA	DNA	DNA	DNA	DNA	DNA	DNA	DNA	
Connections Public Charter School	DNA	DNA	DNA	DNA	DNA	DNA	DNA	DNA	DNA	DNA	DNA	
DreamHouse 'Ewa Beach	DNA	DNA	DNA	DNA	DNA	DNA	DNA	DNA	DNA	DNA	DNA	
Hakipu'u Academy	DNA	DNA	DNA	DNA	DNA	DNA	DNA	DNA	DNA	DNA	DNA	
Hālau Kū Māna Public Charter School	DNA	DNA	DNA	DNA	DNA	DNA	DNA	DNA	DNA	DNA	DNA	
Hawai'i Academy of Arts & Science Public Charter School	DNA	DNA	DNA	DNA	DNA	DNA	DNA	DNA	DNA	DNA	DNA	
Hawai'i Technology Academy	DNA	DNA	DNA	DNA	DNA	DNA	DNA	DNA	DNA	DNA	DNA	
Innovations Public Charter School	DNA	DNA	DNA	DNA	DNA	DNA	DNA	DNA	DNA	DNA	DNA	
Ka 'Umeke Kā'eo	39%	30%	SUPP	N/A	SUPP	SUPP	SUPP	37%	N/A	SUPP	N/A	
Ka Waihona o ka Na'auao Public Charter School	DNA	DNA	DNA	DNA	DNA	DNA	DNA	DNA	DNA	DNA	DNA	
Kamaile Academy, PCS	DNA	DNA	DNA	DNA	DNA	DNA	DNA	DNA	DNA	DNA	DNA	
Kamalani Academy Charter School	DNA	DNA	DNA	DNA	DNA	DNA	DNA	DNA	DNA	DNA	DNA	
Kanu o ka 'Āina New Century Public Charter School	DNA	DNA	DNA	DNA	DNA	DNA	DNA	DNA	DNA	DNA	DNA	
Kanuikapono Public Charter School	DNA	DNA	DNA	DNA	DNA	DNA	DNA	DNA	DNA	DNA	DNA	
Ka'ōhao Public Charter School	DNA	DNA	DNA	DNA	DNA	DNA	DNA	DNA	DNA	DNA	DNA	
The Kapolei Charter School by Goodwill Hawaii	DNA	DNA	DNA	DNA	DNA	DNA	DNA	DNA	DNA	DNA	DNA	
Kawaikini New Century Public Charter School	30%	29%	SUPP	SUPP	N/A	SUPP	N/A	29%	N/A	SUPP	N/A	
Ke Ana La'ahana Public Charter School	DNA	DNA	DNA	DNA	DNA	DNA	DNA	DNA	DNA	DNA	DNA	

Growth Data For Major Student Subgroups: Students Meeting Annual Growth Benchmarks for Kaiapuni Assessment of Educational Outcomes in Hawaiian Language Arts (HLA) – School Year 2021-2022												
School	All Students	Free/Reduced-Price Meal Eligible	Special Education (SPED)	English Learner (EL)	Asian, excluding Filipino	Filipino	Pacific Islander	Native Hawaiian	Black	White	Hispanic	
Ke Kula Niihau O Kekaha Learning Center	SUPP	SUPP	N/A	SUPP	N/A	N/A	N/A	SUPP	N/A	N/A	N/A	
Ke Kula 'o Nāwahīokalani'ōpu'u Iki, LPCS	33%	SUPP	N/A	N/A	N/A	N/A	N/A	SUPP	N/A	N/A	N/A	
Ke Kula 'o Samuel M. Kamakau, LPCS	53%	37%	SUPP	N/A	SUPP	SUPP	SUPP	48%	N/A	SUPP	N/A	
Kihei Charter School	DNA	DNA	DNA	DNA	DNA	DNA	DNA	DNA	DNA	DNA	DNA	
Kona Pacific Public Charter School	DNA	DNA	DNA	DNA	DNA	DNA	DNA	DNA	DNA	DNA	DNA	
Kua o ka Lā New Century Public Charter School	DNA	DNA	DNA	DNA	DNA	DNA	DNA	DNA	DNA	DNA	DNA	
Kualapu'u School: A Public Conversion Charter	57%	52%	SUPP	N/A	N/A	SUPP	SUPP	57%	N/A	N/A	N/A	
Kula Aupuni Niihau A Kahelelani Aloha (KANAKA) A New Century Public Charter School (PCS)	DNA	DNA	DNA	DNA	DNA	DNA	DNA	DNA	DNA	DNA	DNA	
Laupāhoehoe Community Public Charter School	DNA	DNA	DNA	DNA	DNA	DNA	DNA	DNA	DNA	DNA	DNA	
Mālama Honua Public Charter School	DNA	DNA	DNA	DNA	DNA	DNA	DNA	DNA	DNA	DNA	DNA	
Myron B. Thompson Academy	DNA	DNA	DNA	DNA	DNA	DNA	DNA	DNA	DNA	DNA	DNA	
Nā Wai Ola Public Charter School	DNA	DNA	DNA	DNA	DNA	DNA	DNA	DNA	DNA	DNA	DNA	
SEEQS: the School for Examining Essential Questions of Sustainability	DNA	DNA	DNA	DNA	DNA	DNA	DNA	DNA	DNA	DNA	DNA	
University Laboratory School	DNA	DNA	DNA	DNA	DNA	DNA	DNA	DNA	DNA	DNA	DNA	
The Volcano School of Arts & Sciences	DNA	DNA	DNA	DNA	DNA	DNA	DNA	DNA	DNA	DNA	DNA	
Voyager: A Public Charter School	DNA	DNA	DNA	DNA	DNA	DNA	DNA	DNA	DNA	DNA	DNA	
Wai'alae Elementary Public Charter School	DNA	DNA	DNA	DNA	DNA	DNA	DNA	DNA	DNA	DNA	DNA	

Growth Data For Major Student Subgroups: Students Meeting Annual Growth Benchmarks for Kaiapuni Assessment of Educational Outcomes in Hawaiian Language Arts (HLA) – School Year 2021-2022

School	All Students	Free/Reduced-Price Meal Eligible	Special Education (SPED)	English Learner (EL)	Asian, excluding Filipino	Filipino	Pacific Islander	Native Hawaiian	Black	White	Hispanic
Waimea Middle Public Conversion Charter School	DNA	DNA	DNA	DNA	DNA	DNA	DNA	DNA	DNA	DNA	DNA
West Hawai'i Explorations Academy	DNA	DNA	DNA	DNA	DNA	DNA	DNA	DNA	DNA	DNA	DNA

Table 32 Growth Data For Major Student Subgroups: Students Meeting Annual Growth Benchmarks for Kaiapuni Assessment of Educational Outcomes in in Hawaiian Language Arts (HLA) – School Year 2022-2023

Growth Data For Major Student Subgroups: Students Meeting Annual Growth Benchmarks for Kaiapuni Assessment of Educational Outcomes in in Hawaiian Language Arts (HLA) – School Year 2022-2023												
School	All Students	Free/Reduced-Price Meal Eligible	Special Education (SPED)	English Learner (EL)	Asian, excluding Filipino	Filipino	Pacific Islander	Native Hawaiian	Black	White	Hispanic	
Alaka'i O Kaua'i Public Charter School	DNA	DNA	DNA	DNA	DNA	DNA	DNA	DNA	DNA	DNA	DNA	
Connections Public Charter School	DNA	DNA	DNA	DNA	DNA	DNA	DNA	DNA	DNA	DNA	DNA	
DreamHouse 'Ewa Beach	DNA	DNA	DNA	DNA	DNA	DNA	DNA	DNA	DNA	DNA	DNA	
Hakipu'u Academy	DNA	DNA	DNA	DNA	DNA	DNA	DNA	DNA	DNA	DNA	DNA	
Hālau Kū Māna Public Charter School	DNA	DNA	DNA	DNA	DNA	DNA	DNA	DNA	DNA	DNA	DNA	
Hawai'i Academy of Arts & Science Public Charter School	DNA	DNA	DNA	DNA	DNA	DNA	DNA	DNA	DNA	DNA	DNA	
Hawai'i Technology Academy	DNA	DNA	DNA	DNA	DNA	DNA	DNA	DNA	DNA	DNA	DNA	
Innovations Public Charter School	DNA	DNA	DNA	DNA	DNA	DNA	DNA	DNA	DNA	DNA	DNA	
Ka 'Umeke Kā'eo	54%	43%	SUPP	N/A	SUPP	SUPP	SUPP	51%	N/A	82%	N/A	
Ka Waihona o ka Na'auao Public Charter School	DNA	DNA	DNA	DNA	DNA	DNA	DNA	DNA	DNA	DNA	DNA	
Kamaile Academy, PCS	DNA	DNA	DNA	DNA	DNA	DNA	DNA	DNA	DNA	DNA	DNA	
Kamalani Academy Charter School	DNA	DNA	DNA	DNA	DNA	DNA	DNA	DNA	DNA	DNA	DNA	
Kanu o ka 'Āina New Century Public Charter School	DNA	DNA	DNA	DNA	DNA	DNA	DNA	DNA	DNA	DNA	DNA	
Kanuikapono Public Charter School	DNA	DNA	DNA	DNA	DNA	DNA	DNA	DNA	DNA	DNA	DNA	
Ka'ōhao Public Charter School	DNA	DNA	DNA	DNA	DNA	DNA	DNA	DNA	DNA	DNA	DNA	
The Kapolei Charter School by Goodwill Hawaii	DNA	DNA	DNA	DNA	DNA	DNA	DNA	DNA	DNA	DNA	DNA	
Kawaikini New Century Public Charter School	36%	36%	SUPP	N/A	SUPP	SUPP	N/A	35%	N/A	SUPP	N/A	
Ke Ana La'ahana Public Charter School	DNA	DNA	DNA	DNA	DNA	DNA	DNA	DNA	DNA	DNA	DNA	
Ke Kula Niihau O Kekaha Learning Center	SUPP	SUPP	SUPP	SUPP	SUPP	N/A	N/A	SUPP	N/A	N/A	N/A	
Ke Kula 'o Nāwahioalani'ōpu'u Iki, LPCS	40%	SUPP	N/A	SUPP	SUPP	SUPP	SUPP	36%	N/A	SUPP	N/A	

Growth Data For Major Student Subgroups: Students Meeting Annual Growth Benchmarks for Kaiapuni Assessment of Educational Outcomes in Hawaiian Language Arts (HLA) – School Year 2022-2023

School	All Students	Free/Reduced-Price Meal Eligible	Special Education (SPED)	English Learner (EL)	Asian, excluding Filipino	Filipino	Pacific Islander	Native Hawaiian	Black	White	Hispanic
Ke Kula 'o Samuel M. Kamakau, LPCS	65%	45%	SUPP	N/A	SUPP	N/A	SUPP	60%	N/A	SUPP	N/A
Kihei Charter School	DNA	DNA	DNA	DNA	DNA	DNA	DNA	DNA	DNA	DNA	DNA
Kona Pacific Public Charter School	DNA	DNA	DNA	DNA	DNA	DNA	DNA	DNA	DNA	DNA	DNA
Kua o ka Lā New Century Public Charter School	DNA	DNA	DNA	DNA	DNA	DNA	DNA	DNA	DNA	DNA	DNA
Kualapu'u School: A Public Conversion Charter	62%	55%	SUPP	N/A	N/A	N/A	SUPP	63%	N/A	N/A	N/A
Kula Aupuni Niihau A Kahelelani Aloha (KANAKA) A New Century Public Charter School (PCS)	DNA	DNA	DNA	DNA	DNA	DNA	DNA	DNA	DNA	DNA	DNA
Laupāhoehoe Community Public Charter School	DNA	DNA	DNA	DNA	DNA	DNA	DNA	DNA	DNA	DNA	DNA
Mālama Honua Public Charter School	DNA	DNA	DNA	DNA	DNA	DNA	DNA	DNA	DNA	DNA	DNA
Myron B. Thompson Academy	DNA	DNA	DNA	DNA	DNA	DNA	DNA	DNA	DNA	DNA	DNA
Nā Wai Ola Public Charter School	DNA	DNA	DNA	DNA	DNA	DNA	DNA	DNA	DNA	DNA	DNA
SEEQS: the School for Examining Essential Questions of Sustainability	DNA	DNA	DNA	DNA	DNA	DNA	DNA	DNA	DNA	DNA	DNA
University Laboratory School	DNA	DNA	DNA	DNA	DNA	DNA	DNA	DNA	DNA	DNA	DNA
The Volcano School of Arts & Sciences	DNA	DNA	DNA	DNA	DNA	DNA	DNA	DNA	DNA	DNA	DNA
Voyager: A Public Charter School	DNA	DNA	DNA	DNA	DNA	DNA	DNA	DNA	DNA	DNA	DNA
Wai'ālae Elementary Public Charter School	DNA	DNA	DNA	DNA	DNA	DNA	DNA	DNA	DNA	DNA	DNA
Waimea Middle Public Conversion Charter School	DNA	DNA	DNA	DNA	DNA	DNA	DNA	DNA	DNA	DNA	DNA
West Hawai'i Explorations Academy	DNA	DNA	DNA	DNA	DNA	DNA	DNA	DNA	DNA	DNA	DNA

Table 33 Growth Data For Major Student Subgroups: Students Meeting Annual Growth Benchmarks for Kaiapuni Assessment of Educational Outcomes in in Hawaiian Language Arts (HLA) – School Year 2023-2024

Growth Data For Major Student Subgroups: Students Meeting Annual Growth Benchmarks for Kaiapuni Assessment of Educational Outcomes in in Hawaiian Language Arts (HLA) – School Year 2023-2024												
School	All Students	Free/Reduced-Price Meal Eligible	Special Education (SPED)	English Learner (EL)	Asian, excluding Filipino	Filipino	Pacific Islander	Native Hawaiian	Black	White	Hispanic	
Alaka'i O Kaua'i Public Charter School	DNA	DNA	DNA	DNA	DNA	DNA	DNA	DNA	DNA	DNA	DNA	
Connections Public Charter School	DNA	DNA	DNA	DNA	DNA	DNA	DNA	DNA	DNA	DNA	DNA	
DreamHouse 'Ewa Beach	DNA	DNA	DNA	DNA	DNA	DNA	DNA	DNA	DNA	DNA	DNA	
Hakipu'u Academy	DNA	DNA	DNA	DNA	DNA	DNA	DNA	DNA	DNA	DNA	DNA	
Hālau Kū Māna Public Charter School	DNA	DNA	DNA	DNA	DNA	DNA	DNA	DNA	DNA	DNA	DNA	
Hawai'i Academy of Arts & Science Public Charter School	DNA	DNA	DNA	DNA	DNA	DNA	DNA	DNA	DNA	DNA	DNA	
Hawai'i Technology Academy	DNA	DNA	DNA	DNA	DNA	DNA	DNA	DNA	DNA	DNA	DNA	
Innovations Public Charter School	DNA	DNA	DNA	DNA	DNA	DNA	DNA	DNA	DNA	DNA	DNA	
Ka 'Umeke Kā'eo	41%	36%	SUPP	N/A	SUPP	SUPP	SUPP	44%	N/A	27%	N/A	
Ka Waihona o ka Na'auao Public Charter School	DNA	DNA	DNA	DNA	DNA	DNA	DNA	DNA	DNA	DNA	DNA	
Kamaile Academy, PCS	DNA	DNA	DNA	DNA	DNA	DNA	DNA	DNA	DNA	DNA	DNA	
Kamalani Academy Charter School	DNA	DNA	DNA	DNA	DNA	DNA	DNA	DNA	DNA	DNA	DNA	
Kanu o ka 'Āina New Century Public Charter School	DNA	DNA	DNA	DNA	DNA	DNA	DNA	DNA	DNA	DNA	DNA	
Kanuikapono Public Charter School	DNA	DNA	DNA	DNA	DNA	DNA	DNA	DNA	DNA	DNA	DNA	
Ka'ōhao Public Charter School	DNA	DNA	DNA	DNA	DNA	DNA	DNA	DNA	DNA	DNA	DNA	
The Kapolei Charter School by Goodwill Hawaii	DNA	DNA	DNA	DNA	DNA	DNA	DNA	DNA	DNA	DNA	DNA	
Kawaikini New Century Public Charter School	34%	29%	SUPP	N/A	SUPP	SUPP	N/A	32%	N/A	N/A	N/A	
Ke Ana La'ahana Public Charter School	DNA	DNA	DNA	DNA	DNA	DNA	DNA	DNA	DNA	DNA	DNA	
Ke Kula Niihau O Kekaha Learning Center	0.08	SUPP	SUPP	SUPP	SUPP	N/A	N/A	SUPP	N/A	N/A	N/A	

Growth Data For Major Student Subgroups: Students Meeting Annual Growth Benchmarks for Kaiapuni Assessment of Educational Outcomes in Hawaiian Language Arts (HLA) – School Year 2023-2024

School	All Students	Free/Reduced-Price Meal Eligible	Special Education (SPED)	English Learner (EL)	Asian, excluding Filipino	Filipino	Pacific Islander	Native Hawaiian	Black	White	Hispanic
Ke Kula 'o Nāwahīokalani'ōpu'u Iki, LPCS	50%	SUPP	N/A	SUPP	SUPP	SUPP	SUPP	SUPP	N/A	N/A	N/A
Ke Kula 'o Samuel M. Kamakau, LPCS	48%	25%	SUPP	N/A	SUPP	N/A	SUPP	41%	N/A	N/A	N/A
Kihei Charter School	DNA	DNA	DNA	DNA	DNA	DNA	DNA	DNA	DNA	DNA	DNA
Kona Pacific Public Charter School	DNA	DNA	DNA	DNA	DNA	DNA	DNA	DNA	DNA	DNA	DNA
Kua o ka Lā New Century Public Charter School	DNA	DNA	DNA	DNA	DNA	DNA	DNA	DNA	DNA	DNA	DNA
Kualapu'u School: A Public Conversion Charter	55%	57%	SUPP	N/A	N/A	N/A	SUPP	55%	N/A	N/A	N/A
Kula Aupuni Niihau A Kahelelani Aloha (KANAKA) A New Century Public Charter School (PCS)	DNA	DNA	DNA	DNA	DNA	DNA	DNA	DNA	DNA	DNA	DNA
Laupāhoehoe Community Public Charter School	DNA	DNA	DNA	DNA	DNA	DNA	DNA	DNA	DNA	DNA	DNA
Mālama Honua Public Charter School	DNA	DNA	DNA	DNA	DNA	DNA	DNA	DNA	DNA	DNA	DNA
Myron B. Thompson Academy	DNA	DNA	DNA	DNA	DNA	DNA	DNA	DNA	DNA	DNA	DNA
Nā Wai Ola Public Charter School	DNA	DNA	DNA	DNA	DNA	DNA	DNA	DNA	DNA	DNA	DNA
SEEQS: the School for Examining Essential Questions of Sustainability	DNA	DNA	DNA	DNA	DNA	DNA	DNA	DNA	DNA	DNA	DNA
University Laboratory School	DNA	DNA	DNA	DNA	DNA	DNA	DNA	DNA	DNA	DNA	DNA
The Volcano School of Arts & Sciences	DNA	DNA	DNA	DNA	DNA	DNA	DNA	DNA	DNA	DNA	DNA
Voyager: A Public Charter School	DNA	DNA	DNA	DNA	DNA	DNA	DNA	DNA	DNA	DNA	DNA
Wai'ālae Elementary Public Charter School	DNA	DNA	DNA	DNA	DNA	DNA	DNA	DNA	DNA	DNA	DNA
Waimea Middle Public Conversion Charter School	DNA	DNA	DNA	DNA	DNA	DNA	DNA	DNA	DNA	DNA	DNA
West Hawai'i Explorations Academy	DNA	DNA	DNA	DNA	DNA	DNA	DNA	DNA	DNA	DNA	DNA

Table 34 Growth Data For Major Student Subgroups: Students Meeting Annual Growth Benchmarks for Kaiapuni Assessment of Educational Outcomes in Math – School Year 2020-2021

Growth Data For Major Student Subgroups: Students Meeting Annual Growth Benchmarks for Kaiapuni Assessment of Educational Outcomes in Math – School Year 2020-2021												
School	All Students	Free/Reduced-Price Meal Eligible	Special Education (SPED)	English Learner (EL)	Asian, excluding Filipino	Filipino	Pacific Islander	Native Hawaiian	Black	White	Hispanic	
Alaka'i O Kaua'i Public Charter School	DNA	DNA	DNA	DNA	DNA	DNA	DNA	DNA	DNA	DNA	DNA	
Connections Public Charter School	DNA	DNA	DNA	DNA	DNA	DNA	DNA	DNA	DNA	DNA	DNA	
DreamHouse 'Ewa Beach	DNA	DNA	DNA	DNA	DNA	DNA	DNA	DNA	DNA	DNA	DNA	
Hakipu'u Academy	DNA	DNA	DNA	DNA	DNA	DNA	DNA	DNA	DNA	DNA	DNA	
Hālau Kū Māna Public Charter School	DNA	DNA	DNA	DNA	DNA	DNA	DNA	DNA	DNA	DNA	DNA	
Hawai'i Academy of Arts & Science Public Charter School	DNA	DNA	DNA	DNA	DNA	DNA	DNA	DNA	DNA	DNA	DNA	
Hawai'i Technology Academy	DNA	DNA	DNA	DNA	DNA	DNA	DNA	DNA	DNA	DNA	DNA	
Innovations Public Charter School	DNA	DNA	DNA	DNA	DNA	DNA	DNA	DNA	DNA	DNA	DNA	
Ka 'Umeke Kā'eo	47%	43%	SUPP	N/A	SUPP	N/A	SUPP	51%	N/A	SUPP	N/A	
Ka Waihona o ka Na'auao Public Charter School	DNA	DNA	DNA	DNA	DNA	DNA	DNA	DNA	DNA	DNA	DNA	
Kamaile Academy, PCS	DNA	DNA	DNA	DNA	DNA	DNA	DNA	DNA	DNA	DNA	DNA	
Kamalani Academy Charter School	DNA	DNA	DNA	DNA	DNA	DNA	DNA	DNA	DNA	DNA	DNA	
Kanu o ka 'Āina New Century Public Charter School	DNA	DNA	DNA	DNA	DNA	DNA	DNA	DNA	DNA	DNA	DNA	
Kanuikapono Public Charter School	DNA	DNA	DNA	DNA	DNA	DNA	DNA	DNA	DNA	DNA	DNA	
Ka'ōhao Public Charter School	DNA	DNA	DNA	DNA	DNA	DNA	DNA	DNA	DNA	DNA	DNA	
The Kapolei Charter School by Goodwill Hawaii	DNA	DNA	DNA	DNA	DNA	DNA	DNA	DNA	DNA	DNA	DNA	

Growth Data For Major Student Subgroups: Students Meeting Annual Growth Benchmarks for Kaiapuni Assessment of Educational Outcomes in Math – School Year 2020-2021												
School	All Students	Free/Reduced-Price Meal Eligible	Special Education (SPED)	English Learner (EL)	Asian, excluding Filipino	Filipino	Pacific Islander	Native Hawaiian	Black	White	Hispanic	
Kawaikini New Century Public Charter School	52%	43%	SUPP	SUPP	N/A	SUPP	N/A	52%	N/A	N/A	N/A	
Ke Ana La'ahana Public Charter School	DNA	DNA	DNA	DNA	DNA	DNA	DNA	DNA	DNA	DNA	DNA	
Ke Kula Niihau O Kekaha Learning Center	SUPP	SUPP	N/A	SUPP	N/A	N/A	N/A	SUPP	N/A	N/A	N/A	
Ke Kula 'o Nāwahīokalani'ōpu'u Iki, LPCS	62%	SUPP	N/A	N/A	N/A	SUPP	N/A	SUPP	N/A	SUPP	N/A	
Ke Kula 'o Samuel M. Kamakau, LPCS	59%	50%	N/A	N/A	SUPP	SUPP	SUPP	47%	N/A	SUPP	N/A	
Kihei Charter School	DNA	DNA	DNA	DNA	DNA	DNA	DNA	DNA	DNA	DNA	DNA	
Kona Pacific Public Charter School	DNA	DNA	DNA	DNA	DNA	DNA	DNA	DNA	DNA	DNA	DNA	
Kua o ka Lā New Century Public Charter School	DNA	DNA	DNA	DNA	DNA	DNA	DNA	DNA	DNA	DNA	DNA	
Kualapu'u School: A Public Conversion Charter	83%	SUPP	SUPP	N/A	N/A	N/A	SUPP	SUPP	N/A	N/A	N/A	
Kula Aupuni Niihau A Kahelelani Aloha (KANAKA) A New Century Public Charter School (PCS)	DNA	DNA	DNA	DNA	DNA	DNA	DNA	DNA	DNA	DNA	DNA	
Laupāhoehoe Community Public Charter School	DNA	DNA	DNA	DNA	DNA	DNA	DNA	DNA	DNA	DNA	DNA	
Mālama Honua Public Charter School	DNA	DNA	DNA	DNA	DNA	DNA	DNA	DNA	DNA	DNA	DNA	
Myron B. Thompson Academy	DNA	DNA	DNA	DNA	DNA	DNA	DNA	DNA	DNA	DNA	DNA	
Nā Wai Ola Public Charter School	DNA	DNA	DNA	DNA	DNA	DNA	DNA	DNA	DNA	DNA	DNA	
SEEQS: the School for Examining Essential Questions of Sustainability	DNA	DNA	DNA	DNA	DNA	DNA	DNA	DNA	DNA	DNA	DNA	
University Laboratory School	DNA	DNA	DNA	DNA	DNA	DNA	DNA	DNA	DNA	DNA	DNA	
The Volcano School of Arts & Sciences	DNA	DNA	DNA	DNA	DNA	DNA	DNA	DNA	DNA	DNA	DNA	

Growth Data For Major Student Subgroups: Students Meeting Annual Growth Benchmarks for Kaiapuni Assessment of Educational Outcomes in Math – School Year 2020-2021											
School	All Students	Free/Reduced-Price Meal Eligible	Special Education (SPED)	English Learner (EL)	Asian, excluding Filipino	Filipino	Pacific Islander	Native Hawaiian	Black	White	Hispanic
Voyager: A Public Charter School	DNA	DNA	DNA	DNA	DNA	DNA	DNA	DNA	DNA	DNA	DNA
Wai'alae Elementary Public Charter School	DNA	DNA	DNA	DNA	DNA	DNA	DNA	DNA	DNA	DNA	DNA
Waimea Middle Public Conversion Charter School	DNA	DNA	DNA	DNA	DNA	DNA	DNA	DNA	DNA	DNA	DNA
West Hawai'i Explorations Academy	DNA	DNA	DNA	DNA	DNA	DNA	DNA	DNA	DNA	DNA	DNA

Table 35 Growth Data For Major Student Subgroups: Students Meeting Annual Growth Benchmarks for Kaiapuni Assessment of Educational Outcomes in Math – School Year 2021-2022

Growth Data For Major Student Subgroups: Students Meeting Annual Growth Benchmarks for Kaiapuni Assessment of Educational Outcomes in Math – School Year 2021-2022											
School	All Students	Free/Reduced-Price Meal Eligible	Special Education (SPED)	English Learner (EL)	Asian, excluding Filipino	Filipino	Pacific Islander	Native Hawaiian	Black	White	Hispanic
Alaka'i O Kaua'i Public Charter School	DNA	DNA	DNA	DNA	DNA	DNA	DNA	DNA	DNA	DNA	DNA
Connections Public Charter School	DNA	DNA	DNA	DNA	DNA	DNA	DNA	DNA	DNA	DNA	DNA
DreamHouse 'Ewa Beach	DNA	DNA	DNA	DNA	DNA	DNA	DNA	DNA	DNA	DNA	DNA
Hakipu'u Academy	DNA	DNA	DNA	DNA	DNA	DNA	DNA	DNA	DNA	DNA	DNA
Hālau Kū Māna Public Charter School	DNA	DNA	DNA	DNA	DNA	DNA	DNA	DNA	DNA	DNA	DNA
Hawai'i Academy of Arts & Science Public Charter School	DNA	DNA	DNA	DNA	DNA	DNA	DNA	DNA	DNA	DNA	DNA
Hawai'i Technology Academy Innovations Public Charter School	DNA	DNA	DNA	DNA	DNA	DNA	DNA	DNA	DNA	DNA	DNA
Ka 'Umeke Kā'eo	36%	36%	33%	N/A	SUPP	SUPP	SUPP	32%	N/A	SUPP	N/A
Ka Waihona o ka Na'auao Public Charter School	DNA	DNA	DNA	DNA	DNA	DNA	DNA	DNA	DNA	DNA	DNA
Kamaile Academy, PCS	DNA	DNA	DNA	DNA	DNA	DNA	DNA	DNA	DNA	DNA	DNA
Kamalani Academy Charter School	DNA	DNA	DNA	DNA	DNA	DNA	DNA	DNA	DNA	DNA	DNA
Kanu o ka 'Āina New Century Public Charter School	DNA	DNA	DNA	DNA	DNA	DNA	DNA	DNA	DNA	DNA	DNA
Kanuikapono Public Charter School	DNA	DNA	DNA	DNA	DNA	DNA	DNA	DNA	DNA	DNA	DNA

Growth Data For Major Student Subgroups: Students Meeting Annual Growth Benchmarks for Kaiapuni Assessment of Educational Outcomes in Math – School Year 2021-2022											
School	All Students	Free/Reduced-Price Meal Eligible	Special Education (SPED)	English Learner (EL)	Asian, excluding Filipino	Filipino	Pacific Islander	Native Hawaiian	Black	White	Hispanic
Ka'ōhao Public Charter School	DNA	DNA	DNA	DNA	DNA	DNA	DNA	DNA	DNA	DNA	DNA
The Kapolei Charter School by Goodwill Hawaii	DNA	DNA	DNA	DNA	DNA	DNA	DNA	DNA	DNA	DNA	DNA
Kawaikini New Century Public Charter School	39%	37%	SUPP	SUPP	N/A	SUPP	N/A	38%	N/A	SUPP	N/A
Ke Ana La'ahana Public Charter School	DNA	DNA	DNA	DNA	DNA	DNA	DNA	DNA	DNA	DNA	DNA
Ke Kula Niihau O Kekaha Learning Center	12%	7%	N/A	SUPP	N/A	N/A	N/A	12%	N/A	N/A	N/A
Ke Kula 'o Nāwahīokalani'ōpu'u Iki, LPCS	50%	SUPP	N/A	N/A	N/A	N/A	N/A	SUPP	N/A	N/A	N/A
Ke Kula 'o Samuel M. Kamakau, LPCS	36%	35%	SUPP	N/A	SUPP	SUPP	SUPP	40%	N/A	SUPP	N/A
Kihei Charter School	DNA	DNA	DNA	DNA	DNA	DNA	DNA	DNA	DNA	DNA	DNA
Kona Pacific Public Charter School	DNA	DNA	DNA	DNA	DNA	DNA	DNA	DNA	DNA	DNA	DNA
Kua o ka Lā New Century Public Charter School	DNA	DNA	DNA	DNA	DNA	DNA	DNA	DNA	DNA	DNA	DNA
Kualapu'u School: A Public Conversion Charter	43%	30%	SUPP	N/A	N/A	SUPP	SUPP	40%	N/A	N/A	N/A
Kula Aupuni Niihau A Kahelelani Aloha (KANAKA) A New Century Public Charter School (PCS)	DNA	DNA	DNA	DNA	DNA	DNA	DNA	DNA	DNA	DNA	DNA

Growth Data For Major Student Subgroups: Students Meeting Annual Growth Benchmarks for Kaiapuni Assessment of Educational Outcomes in Math – School Year 2021-2022											
School	All Students	Free/Reduced-Price Meal Eligible	Special Education (SPED)	English Learner (EL)	Asian, excluding Filipino	Filipino	Pacific Islander	Native Hawaiian	Black	White	Hispanic
Laupāhoehoe Community Public Charter School	DNA	DNA	DNA	DNA	DNA	DNA	DNA	DNA	DNA	DNA	DNA
Mālama Honua Public Charter School	DNA	DNA	DNA	DNA	DNA	DNA	DNA	DNA	DNA	DNA	DNA
Myron B. Thompson Academy	DNA	DNA	DNA	DNA	DNA	DNA	DNA	DNA	DNA	DNA	DNA
Nā Wai Ola Public Charter School	DNA	DNA	DNA	DNA	DNA	DNA	DNA	DNA	DNA	DNA	DNA
SEEQS: the School for Examining Essential Questions of Sustainability	DNA	DNA	DNA	DNA	DNA	DNA	DNA	DNA	DNA	DNA	DNA
University Laboratory School	DNA	DNA	DNA	DNA	DNA	DNA	DNA	DNA	DNA	DNA	DNA
The Volcano School of Arts & Sciences	DNA	DNA	DNA	DNA	DNA	DNA	DNA	DNA	DNA	DNA	DNA
Voyager: A Public Charter School	DNA	DNA	DNA	DNA	DNA	DNA	DNA	DNA	DNA	DNA	DNA
Wai'ālae Elementary Public Charter School	DNA	DNA	DNA	DNA	DNA	DNA	DNA	DNA	DNA	DNA	DNA
Waimea Middle Public Conversion Charter School	DNA	DNA	DNA	DNA	DNA	DNA	DNA	DNA	DNA	DNA	DNA
West Hawai'i Explorations Academy	DNA	DNA	DNA	DNA	DNA	DNA	DNA	DNA	DNA	DNA	DNA

Table 36 Growth Data For Major Student Subgroups: Students Meeting Annual Growth Benchmarks for Kaiapuni Assessment of Educational Outcomes in Math – School Year 2022-2023

Growth Data For Major Student Subgroups: Students Meeting Annual Growth Benchmarks for Kaiapuni Assessment of Educational Outcomes in Math – School Year 2022-2023												
School	All Students	Free/Reduced-Price Meal Eligible	Special Education (SPED)	English Learner (EL)	Asian, excluding Filipino	Filipino	Pacific Islander	Native Hawaiian	Black	White	Hispanic	
Alaka‘i O Kaua‘i Public Charter School	DNA	DNA	DNA	DNA	DNA	DNA	DNA	DNA	DNA	DNA	DNA	
Connections Public Charter School	DNA	DNA	DNA	DNA	DNA	DNA	DNA	DNA	DNA	DNA	DNA	
DreamHouse ‘Ewa Beach	DNA	DNA	DNA	DNA	DNA	DNA	DNA	DNA	DNA	DNA	DNA	
Hakipu‘u Academy	DNA	DNA	DNA	DNA	DNA	DNA	DNA	DNA	DNA	DNA	DNA	
Hālau Kū Māna Public Charter School	DNA	DNA	DNA	DNA	DNA	DNA	DNA	DNA	DNA	DNA	DNA	
Hawai‘i Academy of Arts & Science Public Charter School	DNA	DNA	DNA	DNA	DNA	DNA	DNA	DNA	DNA	DNA	DNA	
Hawai‘i Technology Academy	DNA	DNA	DNA	DNA	DNA	DNA	DNA	DNA	DNA	DNA	DNA	
Innovations Public Charter School	DNA	DNA	DNA	DNA	DNA	DNA	DNA	DNA	DNA	DNA	DNA	
Ka ‘Umeke Kā‘eo	42%	39%	SUPP	N/A	SUPP	SUPP	SUPP	41%	SUPP	45%	N/A	
Ka Waihona o ka Na‘auao Public Charter School	DNA	DNA	DNA	DNA	DNA	DNA	DNA	DNA	DNA	DNA	DNA	
Kamaile Academy, PCS	DNA	DNA	DNA	DNA	DNA	DNA	DNA	DNA	DNA	DNA	DNA	
Kamalani Academy Charter School	DNA	DNA	DNA	DNA	DNA	DNA	DNA	DNA	DNA	DNA	DNA	
Kanu o ka ‘Āina New Century Public Charter School	DNA	DNA	DNA	DNA	DNA	DNA	DNA	DNA	DNA	DNA	DNA	
Kanuikapono Public Charter School	DNA	DNA	DNA	DNA	DNA	DNA	DNA	DNA	DNA	DNA	DNA	
Ka‘ōhao Public Charter School	DNA	DNA	DNA	DNA	DNA	DNA	DNA	DNA	DNA	DNA	DNA	
The Kapolei Charter School by Goodwill Hawaii	DNA	DNA	DNA	DNA	DNA	DNA	DNA	DNA	DNA	DNA	DNA	
Kawaikini New Century Public Charter School	42%	42%	SUPP	N/A	SUPP	SUPP	N/A	43%	N/A	SUPP	N/A	

Growth Data For Major Student Subgroups: Students Meeting Annual Growth Benchmarks for Kaiapuni Assessment of Educational Outcomes in Math – School Year 2022-2023												
School	All Students	Free/Reduced-Price Meal Eligible	Special Education (SPED)	English Learner (EL)	Asian, excluding Filipino	Filipino	Pacific Islander	Native Hawaiian	Black	White	Hispanic	
Ke Ana La'ahana Public Charter School	DNA	DNA	DNA	DNA	DNA	DNA	DNA	DNA	DNA	DNA	DNA	
Ke Kula Niihau O Kekaha Learning Center	29%	21%	SUPP	SUPP	SUPP	N/A	N/A	30%	N/A	N/A	N/A	
Ke Kula 'o Nāwahīokalani'ōpu'u Iki, LPCS	47%	SUPP	N/A	SUPP	SUPP	SUPP	SUPP	46%	N/A	SUPP	N/A	
Ke Kula 'o Samuel M. Kamakau, LPCS	63%	50%	SUPP	N/A	SUPP	N/A	SUPP	60%	N/A	SUPP	N/A	
Kihei Charter School	DNA	DNA	DNA	DNA	DNA	DNA	DNA	DNA	DNA	DNA	DNA	
Kona Pacific Public Charter School	DNA	DNA	DNA	DNA	DNA	DNA	DNA	DNA	DNA	DNA	DNA	
Kua o ka Lā New Century Public Charter School	DNA	DNA	DNA	DNA	DNA	DNA	DNA	DNA	DNA	DNA	DNA	
Kualapu'u School: A Public Conversion Charter	71%	77%	SUPP	N/A	N/A	N/A	SUPP	70%	N/A	N/A	N/A	
Kula Aupuni Niihau A Kahelelani Aloha (KANAKA) A New Century Public Charter School (PCS)	DNA	DNA	DNA	DNA	DNA	DNA	DNA	DNA	DNA	DNA	DNA	
Laupāhoehoe Community Public Charter School	DNA	DNA	DNA	DNA	DNA	DNA	DNA	DNA	DNA	DNA	DNA	
Mālama Honua Public Charter School	DNA	DNA	DNA	DNA	DNA	DNA	DNA	DNA	DNA	DNA	DNA	
Myron B. Thompson Academy	DNA	DNA	DNA	DNA	DNA	DNA	DNA	DNA	DNA	DNA	DNA	
Nā Wai Ola Public Charter School	DNA	DNA	DNA	DNA	DNA	DNA	DNA	DNA	DNA	DNA	DNA	
SEEQS: the School for Examining Essential Questions of Sustainability	DNA	DNA	DNA	DNA	DNA	DNA	DNA	DNA	DNA	DNA	DNA	
University Laboratory School	DNA	DNA	DNA	DNA	DNA	DNA	DNA	DNA	DNA	DNA	DNA	
The Volcano School of Arts & Sciences	DNA	DNA	DNA	DNA	DNA	DNA	DNA	DNA	DNA	DNA	DNA	
Voyager: A Public Charter School	DNA	DNA	DNA	DNA	DNA	DNA	DNA	DNA	DNA	DNA	DNA	

Growth Data For Major Student Subgroups: Students Meeting Annual Growth Benchmarks for Kaiapuni Assessment of Educational Outcomes in Math – School Year 2022-2023

School	All Students	Free/Reduced-Price Meal Eligible	Special Education (SPED)	English Learner (EL)	Asian, excluding Filipino	Filipino	Pacific Islander	Native Hawaiian	Black	White	Hispanic
Wai'ālae Elementary Public Charter School	DNA	DNA	DNA	DNA	DNA	DNA	DNA	DNA	DNA	DNA	DNA
Waimea Middle Public Conversion Charter School	DNA	DNA	DNA	DNA	DNA	DNA	DNA	DNA	DNA	DNA	DNA
West Hawai'i Explorations Academy	DNA	DNA	DNA	DNA	DNA	DNA	DNA	DNA	DNA	DNA	DNA

Table 37 Growth Data For Major Student Subgroups: Students Meeting Annual Growth Benchmarks for Kaiapuni Assessment of Educational Outcomes in Math – School Year 2023-2024

Growth Data For Major Student Subgroups: Students Meeting Annual Growth Benchmarks for Kaiapuni Assessment of Educational Outcomes in Math – School Year 2023-2024												
School	All Students	Free/Reduced-Price Meal Eligible	Special Education (SPED)	English Learner (EL)	Asian, excluding Filipino	Filipino	Pacific Islander	Native Hawaiian	Black	White	Hispanic	
Alaka'i O Kaua'i Public Charter School	DNA	DNA	DNA	DNA	DNA	DNA	DNA	DNA	DNA	DNA	DNA	
Connections Public Charter School	DNA	DNA	DNA	DNA	DNA	DNA	DNA	DNA	DNA	DNA	DNA	
DreamHouse 'Ewa Beach	DNA	DNA	DNA	DNA	DNA	DNA	DNA	DNA	DNA	DNA	DNA	
Hakipu'u Academy	DNA	DNA	DNA	DNA	DNA	DNA	DNA	DNA	DNA	DNA	DNA	
Hālau Kū Māna Public Charter School	DNA	DNA	DNA	DNA	DNA	DNA	DNA	DNA	DNA	DNA	DNA	
Hawai'i Academy of Arts & Science Public Charter School	DNA	DNA	DNA	DNA	DNA	DNA	DNA	DNA	DNA	DNA	DNA	
Hawai'i Technology Academy	DNA	DNA	DNA	DNA	DNA	DNA	DNA	DNA	DNA	DNA	DNA	
Innovations Public Charter School	DNA	DNA	DNA	DNA	DNA	DNA	DNA	DNA	DNA	DNA	DNA	
Ka 'Umeke Kā'eo	34%	31%	N/A	N/A	N/A	N/A	N/A	35%	N/A	27%	N/A	
Ka Waihona o ka Na'auao Public Charter School	DNA	DNA	DNA	DNA	DNA	DNA	DNA	DNA	DNA	DNA	DNA	
Kamaile Academy, PCS	DNA	DNA	DNA	DNA	DNA	DNA	DNA	DNA	DNA	DNA	DNA	
Kamalani Academy Charter School	DNA	DNA	DNA	DNA	DNA	DNA	DNA	DNA	DNA	DNA	DNA	
Kanu o ka 'Āina New Century Public Charter School	DNA	DNA	DNA	DNA	DNA	DNA	DNA	DNA	DNA	DNA	DNA	
Kanuikapono Public Charter School	DNA	DNA	DNA	DNA	DNA	DNA	DNA	DNA	DNA	DNA	DNA	
Ka'ōhao Public Charter School	DNA	DNA	DNA	DNA	DNA	DNA	DNA	DNA	DNA	DNA	DNA	
The Kapolei Charter School by Goodwill Hawaii	DNA	DNA	DNA	DNA	DNA	DNA	DNA	DNA	DNA	DNA	DNA	
Kawaikini New Century Public Charter School	44%	37%	SUPP	SUPP	N/A	N/A	N/A	40%	N/A	N/A	N/A	

Growth Data For Major Student Subgroups: Students Meeting Annual Growth Benchmarks for Kaiapuni Assessment of Educational Outcomes in Math – School Year 2023-2024												
School	All Students	Free/Reduced-Price Meal Eligible	Special Education (SPED)	English Learner (EL)	Asian, excluding Filipino	Filipino	Pacific Islander	Native Hawaiian	Black	White	Hispanic	
Ke Ana La'ahana Public Charter School	DNA	DNA	DNA	DNA	DNA	DNA	DNA	DNA	DNA	DNA	DNA	
Ke Kula Niihau O Kekaha Learning Center	15%	SUPP	SUPP	N/A	N/A	N/A	N/A	8%	N/A	N/A	N/A	
Ke Kula 'o Nāwahīokalani'ōpu'u Iki, LPCS	73%	SUPP	SUPP	N/A	N/A	N/A	N/A	64%	N/A	N/A	N/A	
Ke Kula 'o Samuel M. Kamakau, LPCS	56%	43%	SUPP	N/A	N/A	N/A	N/A	48%	N/A	N/A	N/A	
Kiheī Charter School	DNA	DNA	DNA	DNA	DNA	DNA	DNA	DNA	DNA	DNA	DNA	
Kona Pacific Public Charter School	DNA	DNA	DNA	DNA	DNA	DNA	DNA	DNA	DNA	DNA	DNA	
Kua o ka Lā New Century Public Charter School	DNA	DNA	DNA	DNA	DNA	DNA	DNA	DNA	DNA	DNA	DNA	
Kualapu'u School: A Public Conversion Charter	66%	67%	SUPP	N/A	N/A	N/A	N/A	66%	N/A	N/A	N/A	
Kula Aupuni Niihau A Kahelelani Aloha (KANAKA) A New Century Public Charter School (PCS)	DNA	DNA	DNA	DNA	DNA	DNA	DNA	DNA	DNA	DNA	DNA	
Laupāhoehoe Community Public Charter School	DNA	DNA	DNA	DNA	DNA	DNA	DNA	DNA	DNA	DNA	DNA	
Mālama Honua Public Charter School	DNA	DNA	DNA	DNA	DNA	DNA	DNA	DNA	DNA	DNA	DNA	
Myron B. Thompson Academy	DNA	DNA	DNA	DNA	DNA	DNA	DNA	DNA	DNA	DNA	DNA	
Nā Wai Ola Public Charter School	DNA	DNA	DNA	DNA	DNA	DNA	DNA	DNA	DNA	DNA	DNA	
SEEQS: the School for Examining Essential Questions of Sustainability	DNA	DNA	DNA	DNA	DNA	DNA	DNA	DNA	DNA	DNA	DNA	
University Laboratory School	DNA	DNA	DNA	DNA	DNA	DNA	DNA	DNA	DNA	DNA	DNA	
The Volcano School of Arts & Sciences	DNA	DNA	DNA	DNA	DNA	DNA	DNA	DNA	DNA	DNA	DNA	
Voyager: A Public Charter School	DNA	DNA	DNA	DNA	DNA	DNA	DNA	DNA	DNA	DNA	DNA	

Growth Data For Major Student Subgroups: Students Meeting Annual Growth Benchmarks for Kaiapuni Assessment of Educational Outcomes in Math – School Year 2023-2024

School	All Students	Free/Reduced-Price Meal Eligible	Special Education (SPED)	English Learner (EL)	Asian, excluding Filipino	Filipino	Pacific Islander	Native Hawaiian	Black	White	Hispanic
Wai'ālae Elementary Public Charter School	DNA	DNA	DNA	DNA	DNA	DNA	DNA	DNA	DNA	DNA	DNA
Waimea Middle Public Conversion Charter School	DNA	DNA	DNA	DNA	DNA	DNA	DNA	DNA	DNA	DNA	DNA
West Hawai'i Explorations Academy	DNA	DNA	DNA	DNA	DNA	DNA	DNA	DNA	DNA	DNA	DNA

Table 38 Growth Data For Major Student Subgroups: Students Meeting Annual Growth Benchmarks for Hawaii State Alternate Assessment in English Language Arts/Literacy (ELA) – School Year 2020-2021

Growth Data For Major Student Subgroups: Students Meeting Annual Growth Benchmarks for Hawaii State Alternate Assessment in English Language Arts/Literacy (ELA) – School Year 2020-2021												
School	All Students	Free/Reduced-Price Meal Eligible	Special Education (SPED)	English Learner (EL)	Asian, excluding Filipino	Filipino	Pacific Islander	Native Hawaiian	Black	White	Hispanic	
Alaka‘i O Kaua‘i Public Charter School	N/A	N/A	N/A	N/A	N/A	N/A	N/A	N/A	N/A	N/A	N/A	
Connections Public Charter School	N/A	N/A	N/A	N/A	N/A	N/A	N/A	N/A	N/A	N/A	N/A	
DreamHouse ‘Ewa Beach	N/A	N/A	N/A	N/A	N/A	N/A	N/A	N/A	N/A	N/A	N/A	
Hakipu‘u Academy	N/A	N/A	N/A	N/A	N/A	N/A	N/A	N/A	N/A	N/A	N/A	
Hālau Kū Māna Public Charter School	N/A	N/A	N/A	N/A	N/A	N/A	N/A	N/A	N/A	N/A	N/A	
Hawai‘i Academy of Arts & Science Public Charter School	N/A	N/A	N/A	N/A	N/A	N/A	N/A	N/A	N/A	N/A	N/A	
Hawai‘i Technology Academy	N/A	N/A	N/A	N/A	N/A	N/A	N/A	N/A	N/A	N/A	N/A	
Innovations Public Charter School	N/A	N/A	N/A	N/A	N/A	N/A	N/A	N/A	N/A	N/A	N/A	
Ka ‘Umeke Kā‘eo	N/A	N/A	N/A	N/A	N/A	N/A	N/A	N/A	N/A	N/A	N/A	
Ka Waihona o ka Na‘auao Public Charter School	SUPP	N/A	N/A	N/A	N/A	N/A	N/A	N/A	N/A	N/A	N/A	
Kamaile Academy, PCS	SUPP	SUPP	SUPP	N/A	N/A	N/A	N/A	SUPP	N/A	N/A	SUPP	
Kamalani Academy Charter School	SUPP	N/A	N/A	N/A	N/A	N/A	N/A	N/A	N/A	N/A	N/A	
Kanu o ka ‘Āina New Century Public Charter School	SUPP	N/A	N/A	N/A	N/A	N/A	N/A	N/A	N/A	N/A	N/A	
Kanuikapono Public Charter School	SUPP	N/A	N/A	N/A	N/A	N/A	N/A	N/A	N/A	N/A	N/A	
Ka‘ōhao Public Charter School	N/A	N/A	N/A	N/A	N/A	N/A	N/A	N/A	N/A	N/A	N/A	
The Kapolei Charter School by Goodwill Hawaii	N/A	N/A	N/A	N/A	N/A	N/A	N/A	N/A	N/A	N/A	N/A	
Kawaikini New Century Public Charter School	N/A	N/A	N/A	N/A	N/A	N/A	N/A	N/A	N/A	N/A	N/A	
Ke Ana La‘ahana Public Charter School	N/A	N/A	N/A	N/A	N/A	N/A	N/A	N/A	N/A	N/A	N/A	

Growth Data For Major Student Subgroups: Students Meeting Annual Growth Benchmarks for Hawaii State Alternate Assessment in English Language Arts/Literacy (ELA) – School Year 2020-2021												
School	All Students	Free/Reduced-Price Meal Eligible	Special Education (SPED)	English Learner (EL)	Asian, excluding Filipino	Filipino	Pacific Islander	Native Hawaiian	Black	White	Hispanic	
Ke Kula Niihau O Kekaha Learning Center	N/A	N/A	N/A	N/A	N/A	N/A	N/A	N/A	N/A	N/A	N/A	
Ke Kula 'o Nāwahīokalani'ōpu'u Iki, LPCS	N/A	N/A	N/A	N/A	N/A	N/A	N/A	N/A	N/A	N/A	N/A	
Ke Kula 'o Samuel M. Kamakau, LPCS	N/A	N/A	N/A	N/A	N/A	N/A	N/A	N/A	N/A	N/A	N/A	
Kiheī Charter School	N/A	N/A	N/A	N/A	N/A	N/A	N/A	N/A	N/A	N/A	N/A	
Kona Pacific Public Charter School	N/A	N/A	N/A	N/A	N/A	N/A	N/A	N/A	N/A	N/A	N/A	
Kua o ka Lā New Century Public Charter School	N/A	N/A	N/A	N/A	N/A	N/A	N/A	N/A	N/A	N/A	N/A	
Kualapu'u School: A Public Conversion Charter	SUPP	SUPP	SUPP	N/A	N/A	N/A	N/A	SUPP	N/A	N/A	N/A	
Kula Aupuni Niihau A Kahelelani Aloha (KANAKA) A New Century Public Charter School (PCS)	N/A	N/A	N/A	N/A	N/A	N/A	N/A	N/A	N/A	N/A	N/A	
Laupāhoehoe Community Public Charter School	SUPP	N/A	SUPP	N/A	N/A	N/A	N/A	SUPP	N/A	N/A	N/A	
Mālama Honua Public Charter School	N/A	N/A	N/A	N/A	N/A	N/A	N/A	N/A	N/A	N/A	N/A	
Myron B. Thompson Academy	N/A	N/A	N/A	N/A	N/A	N/A	N/A	N/A	N/A	N/A	N/A	
Nā Wai Ola Public Charter School	N/A	N/A	N/A	N/A	N/A	N/A	N/A	N/A	N/A	N/A	N/A	
SEEQS: the School for Examining Essential Questions of Sustainability	SUPP	N/A	SUPP	N/A	N/A	N/A	N/A	N/A	N/A	SUPP	N/A	
University Laboratory School	N/A	N/A	N/A	N/A	N/A	N/A	N/A	N/A	N/A	N/A	N/A	
The Volcano School of Arts & Sciences	N/A	N/A	N/A	N/A	N/A	N/A	N/A	N/A	N/A	N/A	N/A	
Voyager: A Public Charter School	N/A	N/A	N/A	N/A	N/A	N/A	N/A	N/A	N/A	N/A	N/A	
Wai'alae Elementary Public Charter School	SUPP	N/A	N/A	N/A	N/A	N/A	N/A	N/A	N/A	N/A	N/A	

Growth Data For Major Student Subgroups: Students Meeting Annual Growth Benchmarks for Hawaii State Alternate Assessment in English Language Arts/Literacy (ELA) – School Year 2020-2021											
School	All Students	Free/Reduced-Price Meal Eligible	Special Education (SPED)	English Learner (EL)	Asian, excluding Filipino	Filipino	Pacific Islander	Native Hawaiian	Black	White	Hispanic
Waimea Middle Public Conversion Charter School	SUPP	SUPP	SUPP	N/A	SUPP	N/A	N/A	N/A	N/A	N/A	N/A
West Hawai'i Explorations Academy	N/A	N/A	N/A	N/A	N/A	N/A	N/A	N/A	N/A	N/A	N/A

Table 39 Growth Data For Major Student Subgroups: Students Meeting Annual Growth Benchmarks for Hawaii State Alternate Assessment in English Language Arts/Literacy (ELA) – School Year 2021-2022

Growth Data For Major Student Subgroups: Students Meeting Annual Growth Benchmarks for Hawaii State Alternate Assessment in English Language Arts/Literacy (ELA) – School Year 2021-2022												
School	All Students	Free/Reduced-Price Meal Eligible	Special Education (SPED)	English Learner (EL)	Asian, excluding Filipino	Filipino	Pacific Islander	Native Hawaiian	Black	White	Hispanic	
Alaka'i O Kaua'i Public Charter School	N/A	N/A	N/A	N/A	N/A	N/A	N/A	N/A	N/A	N/A	N/A	
Connections Public Charter School	N/A	N/A	N/A	N/A	N/A	N/A	N/A	N/A	N/A	N/A	N/A	
DreamHouse 'Ewa Beach	SUPP	N/A	SUPP	N/A	N/A	N/A	N/A	N/A	N/A	SUPP	N/A	
Hakipu'u Academy	N/A	N/A	N/A	N/A	N/A	N/A	N/A	N/A	N/A	N/A	N/A	
Hālau Kū Māna Public Charter School	N/A	N/A	N/A	N/A	N/A	N/A	N/A	N/A	N/A	N/A	N/A	
Hawai'i Academy of Arts & Science Public Charter School	N/A	N/A	N/A	N/A	N/A	N/A	N/A	N/A	N/A	N/A	N/A	
Hawai'i Technology Academy	N/A	N/A	N/A	N/A	N/A	N/A	N/A	N/A	N/A	N/A	N/A	
Innovations Public Charter School	N/A	N/A	N/A	N/A	N/A	N/A	N/A	N/A	N/A	N/A	N/A	
Ka 'Umeke Kā'eo	N/A	N/A	N/A	N/A	N/A	N/A	N/A	N/A	N/A	N/A	N/A	
Ka Waihona o ka Na'auao Public Charter School	SUPP	N/A	N/A	N/A	N/A	N/A	N/A	N/A	N/A	N/A	N/A	
Kamaile Academy, PCS	50%	SUPP	SUPP	N/A	N/A	N/A	N/A	SUPP	N/A	N/A	N/A	
Kamalani Academy Charter School	N/A	N/A	N/A	N/A	N/A	N/A	N/A	N/A	N/A	N/A	N/A	
Kanu o ka 'Āina New Century Public Charter School	SUPP	N/A	N/A	N/A	N/A	N/A	N/A	N/A	N/A	N/A	N/A	
Kanuikapono Public Charter School	SUPP	N/A	N/A	N/A	N/A	N/A	N/A	N/A	N/A	N/A	N/A	
Ka'ōhao Public Charter School	N/A	N/A	N/A	N/A	N/A	N/A	N/A	N/A	N/A	N/A	N/A	
The Kapolei Charter School by Goodwill Hawaii	N/A	N/A	N/A	N/A	N/A	N/A	N/A	N/A	N/A	N/A	N/A	

Growth Data For Major Student Subgroups: Students Meeting Annual Growth Benchmarks for Hawaii State Alternate Assessment in English Language Arts/Literacy (ELA) – School Year 2021-2022											
School	All Students	Free/Reduced-Price Meal Eligible	Special Education (SPED)	English Learner (EL)	Asian, excluding Filipino	Filipino	Pacific Islander	Native Hawaiian	Black	White	Hispanic
Kawaikini New Century Public Charter School	N/A	N/A	N/A	N/A	N/A	N/A	N/A	N/A	N/A	N/A	N/A
Ke Ana La'ahana Public Charter School	N/A	N/A	N/A	N/A	N/A	N/A	N/A	N/A	N/A	N/A	N/A
Ke Kula Niihau O Kekaha Learning Center	N/A	N/A	N/A	N/A	N/A	N/A	N/A	N/A	N/A	N/A	N/A
Ke Kula 'o Nāwahīokalani'ōpu'u Iki, LPCS	N/A	N/A	N/A	N/A	N/A	N/A	N/A	N/A	N/A	N/A	N/A
Ke Kula 'o Samuel M. Kamakau, LPCS	N/A	N/A	N/A	N/A	N/A	N/A	N/A	N/A	N/A	N/A	N/A
Kihei Charter School	N/A	N/A	N/A	N/A	N/A	N/A	N/A	N/A	N/A	N/A	N/A
Kona Pacific Public Charter School	N/A	N/A	N/A	N/A	N/A	N/A	N/A	N/A	N/A	N/A	N/A
Kua o ka Lā New Century Public Charter School	N/A	N/A	N/A	N/A	N/A	N/A	N/A	N/A	N/A	N/A	N/A
Kualapu'u School: A Public Conversion Charter	SUPP	N/A	N/A	N/A	N/A	N/A	N/A	N/A	N/A	N/A	N/A
Kula Aupuni Niihau A Kahelelani Aloha (KANAKA) A New Century Public Charter School (PCS)	N/A	N/A	N/A	N/A	N/A	N/A	N/A	N/A	N/A	N/A	N/A
Laupāhoehoe Community Public Charter School	SUPP	N/A	SUPP	N/A	N/A	N/A	N/A	SUPP	N/A	N/A	N/A
Mālama Honua Public Charter School	N/A	N/A	N/A	N/A	N/A	N/A	N/A	N/A	N/A	N/A	N/A
Myron B. Thompson Academy	N/A	N/A	N/A	N/A	N/A	N/A	N/A	N/A	N/A	N/A	N/A
Nā Wai Ola Public Charter School	N/A	N/A	N/A	N/A	N/A	N/A	N/A	N/A	N/A	N/A	N/A
SEEQS: the School for Examining Essential Questions of Sustainability	SUPP	N/A	N/A	N/A	N/A	N/A	N/A	N/A	N/A	N/A	N/A
University Laboratory School	N/A	N/A	N/A	N/A	N/A	N/A	N/A	N/A	N/A	N/A	N/A
The Volcano School of Arts & Sciences	SUPP	SUPP	SUPP	N/A	N/A	N/A	N/A	SUPP	N/A	N/A	N/A

Growth Data For Major Student Subgroups: Students Meeting Annual Growth Benchmarks for Hawaii State Alternate Assessment in English Language Arts/Literacy (ELA) – School Year 2021-2022

School	All Students	Free/Reduced-Price Meal Eligible	Special Education (SPED)	English Learner (EL)	Asian, excluding Filipino	Filipino	Pacific Islander	Native Hawaiian	Black	White	Hispanic
Voyager: A Public Charter School	N/A	N/A	N/A	N/A	N/A	N/A	N/A	N/A	N/A	N/A	N/A
Wai'alae Elementary Public Charter School	SUPP	N/A	SUPP	SUPP	SUPP	N/A	SUPP	N/A	N/A	N/A	N/A
Waimea Middle Public Conversion Charter School	SUPP	N/A	N/A	N/A	N/A	N/A	N/A	N/A	N/A	N/A	N/A
West Hawai'i Explorations Academy	N/A	N/A	N/A	N/A	N/A	N/A	N/A	N/A	N/A	N/A	N/A

Table 40 Growth Data For Major Student Subgroups: Students Meeting Annual Growth Benchmarks for Hawaii State Alternate Assessment in English Language Arts/Literacy (ELA) – School Year 2022-2023

Growth Data For Major Student Subgroups: Students Meeting Annual Growth Benchmarks for Hawaii State Alternate Assessment in English Language Arts/Literacy (ELA) – School Year 2022-2023											
School	All Students	Free/Reduced-Price Meal Eligible	Special Education (SPED)	English Learner (EL)	Asian, excluding Filipino	Filipino	Pacific Islander	Native Hawaiian	Black	White	Hispanic
Alaka‘i O Kaua‘i Public Charter School	N/A	N/A	N/A	N/A	N/A	N/A	N/A	N/A	N/A	N/A	N/A
Connections Public Charter School	N/A	N/A	N/A	N/A	N/A	N/A	N/A	N/A	N/A	N/A	N/A
DreamHouse ‘Ewa Beach	SUPP	N/A	SUPP	N/A	N/A	N/A	N/A	N/A	N/A	SUPP	N/A
Hakipu‘u Academy	N/A	N/A	N/A	N/A	N/A	N/A	N/A	N/A	N/A	N/A	N/A
Hālaulū Kū Māna Public Charter School	N/A	N/A	N/A	N/A	N/A	N/A	N/A	N/A	N/A	N/A	N/A
Hawai‘i Academy of Arts & Science Public Charter School	SUPP	SUPP	SUPP	N/A	N/A	N/A	N/A	SUPP	N/A	N/A	N/A
Hawai‘i Technology Academy	N/A	N/A	N/A	N/A	N/A	N/A	N/A	N/A	N/A	N/A	N/A
Innovations Public Charter School	N/A	N/A	N/A	N/A	N/A	N/A	N/A	N/A	N/A	N/A	N/A
Ka ‘Umeke Kā‘eo	N/A	N/A	N/A	N/A	N/A	N/A	N/A	N/A	N/A	N/A	N/A
Ka Waihona o ka Na‘auao Public Charter School	N/A	N/A	N/A	N/A	N/A	N/A	N/A	N/A	N/A	N/A	N/A
Kamaile Academy, PCS	SUPP	N/A	SUPP	N/A	N/A	N/A	N/A	N/A	N/A	SUPP	N/A
Kamalani Academy Charter School	N/A	N/A	N/A	N/A	N/A	N/A	N/A	N/A	N/A	N/A	N/A
Kanu o ka ‘Āina New Century Public Charter School	N/A	N/A	N/A	N/A	N/A	N/A	N/A	N/A	N/A	N/A	N/A
Kanuikapono Public Charter School	N/A	N/A	N/A	N/A	N/A	N/A	N/A	N/A	N/A	N/A	N/A
Ka‘ōhao Public Charter School	N/A	N/A	N/A	N/A	N/A	N/A	N/A	N/A	N/A	N/A	N/A
The Kapolei Charter School by Goodwill Hawaii	N/A	N/A	N/A	N/A	N/A	N/A	N/A	N/A	N/A	N/A	N/A

Growth Data For Major Student Subgroups: Students Meeting Annual Growth Benchmarks for Hawaii State Alternate Assessment in English Language Arts/Literacy (ELA) – School Year 2022-2023											
School	All Students	Free/Reduced-Price Meal Eligible	Special Education (SPED)	English Learner (EL)	Asian, excluding Filipino	Filipino	Pacific Islander	Native Hawaiian	Black	White	Hispanic
Kawaikini New Century Public Charter School	N/A	N/A	N/A	N/A	N/A	N/A	N/A	N/A	N/A	N/A	N/A
Ke Ana La'ahana Public Charter School	N/A	N/A	N/A	N/A	N/A	N/A	N/A	N/A	N/A	N/A	N/A
Ke Kula Niihau O Kekaha Learning Center	N/A	N/A	N/A	N/A	N/A	N/A	N/A	N/A	N/A	N/A	N/A
Ke Kula 'o Nāwahīokalani'ōpu'u Iki, LPCS	N/A	N/A	N/A	N/A	N/A	N/A	N/A	N/A	N/A	N/A	N/A
Ke Kula 'o Samuel M. Kamakau, LPCS	N/A	N/A	N/A	N/A	N/A	N/A	N/A	N/A	N/A	N/A	N/A
Kihei Charter School	N/A	N/A	N/A	N/A	N/A	N/A	N/A	N/A	N/A	N/A	N/A
Kona Pacific Public Charter School	SUPP	SUPP	SUPP	N/A	N/A	N/A	N/A	SUPP	N/A	N/A	N/A
Kua o ka Lā New Century Public Charter School	N/A	N/A	N/A	N/A	N/A	N/A	N/A	N/A	N/A	N/A	N/A
Kualapu'u School: A Public Conversion Charter	SUPP	SUPP	SUPP	N/A	N/A	N/A	N/A	SUPP	N/A	N/A	N/A
Kula Aupuni Niihau A Kahelelani Aloha (KANAKA) A New Century Public Charter School (PCS)	N/A	N/A	N/A	N/A	N/A	N/A	N/A	N/A	N/A	N/A	N/A
Laupāhoehoe Community Public Charter School	SUPP	N/A	SUPP	N/A	N/A	SUPP	SUPP	SUPP	N/A	N/A	N/A
Mālama Honua Public Charter School	N/A	N/A	N/A	N/A	N/A	N/A	N/A	N/A	N/A	N/A	N/A
Myron B. Thompson Academy	N/A	N/A	N/A	N/A	N/A	N/A	N/A	N/A	N/A	N/A	N/A
Nā Wai Ola Public Charter School	N/A	N/A	N/A	N/A	N/A	N/A	N/A	N/A	N/A	N/A	N/A
SEEQS: the School for Examining Essential Questions of Sustainability	SUPP	N/A	N/A	N/A	N/A	N/A	N/A	N/A	N/A	N/A	N/A

Growth Data For Major Student Subgroups: Students Meeting Annual Growth Benchmarks for Hawaii State Alternate Assessment in English Language Arts/Literacy (ELA) – School Year 2022-2023											
School	All Students	Free/Reduced-Price Meal Eligible	Special Education (SPED)	English Learner (EL)	Asian, excluding Filipino	Filipino	Pacific Islander	Native Hawaiian	Black	White	Hispanic
University Laboratory School	N/A	N/A	N/A	N/A	N/A	N/A	N/A	N/A	N/A	N/A	N/A
The Volcano School of Arts & Sciences	SUPP	N/A	N/A	N/A	N/A	N/A	N/A	N/A	N/A	N/A	N/A
Voyager: A Public Charter School	N/A	N/A	N/A	N/A	N/A	N/A	N/A	N/A	N/A	N/A	N/A
Wai'ālae Elementary Public Charter School	SUPP	SUPP	SUPP	N/A	SUPP	N/A	N/A	N/A	N/A	N/A	N/A
Waimea Middle Public Conversion Charter School	SUPP	SUPP	SUPP	N/A	N/A	SUPP	N/A	SUPP	N/A	N/A	N/A
West Hawai'i Explorations Academy	N/A	N/A	N/A	N/A	N/A	N/A	N/A	N/A	N/A	N/A	N/A

Table 41 Growth Data For Major Student Subgroups: Students Meeting Annual Growth Benchmarks for Hawaii State Alternate Assessment in English Language Arts/Literacy (ELA) – School Year 2023-2024

Growth Data For Major Student Subgroups: Students Meeting Annual Growth Benchmarks for Hawaii State Alternate Assessment in English Language Arts/Literacy (ELA) – School Year 2023-2024											
School	All Students	Free/Reduced-Price Meal Eligible	Special Education (SPED)	English Learner (EL)	Asian, excluding Filipino	Filipino	Pacific Islander	Native Hawaiian	Black	White	Hispanic
Alaka‘i O Kaua‘i Public Charter School	N/A	N/A	N/A	N/A	N/A	N/A	N/A	N/A	N/A	N/A	N/A
Connections Public Charter School	N/A	N/A	N/A	N/A	N/A	N/A	N/A	N/A	N/A	N/A	N/A
DreamHouse ‘Ewa Beach	SUPP	N/A	N/A	N/A	N/A	N/A	N/A	N/A	N/A	SUPP	N/A
Hakipu‘u Academy	N/A	N/A	N/A	N/A	N/A	N/A	N/A	N/A	N/A	N/A	N/A
Hālau Kū Māna Public Charter School	SUPP	N/A	SUPP	N/A	N/A	N/A	N/A	SUPP	N/A	N/A	N/A
Hawai‘i Academy of Arts & Science Public Charter School	SUPP	SUPP	SUPP	N/A	N/A	N/A	N/A	SUPP	N/A	N/A	N/A
Hawai‘i Technology Academy	N/A	N/A	N/A	N/A	N/A	N/A	N/A	N/A	N/A	N/A	N/A
Innovations Public Charter School	N/A	N/A	N/A	N/A	N/A	N/A	N/A	N/A	N/A	N/A	N/A
Ka ‘Umeke Kā‘eo	N/A	N/A	N/A	N/A	N/A	N/A	N/A	N/A	N/A	N/A	N/A
Ka Waihona o ka Na‘auao Public Charter School	N/A	N/A	N/A	N/A	N/A	N/A	N/A	N/A	N/A	N/A	N/A
Kamaile Academy, PCS	SUPP	SUPP	SUPP	SUPP	N/A	N/A	SUPP	N/A	N/A	SUPP	N/A
Kamalani Academy Charter School	SUPP	N/A	SUPP	N/A	N/A	N/A	N/A	SUPP	N/A	N/A	N/A
Kanu o ka ‘Āina New Century Public Charter School	N/A	N/A	N/A	N/A	N/A	N/A	N/A	N/A	N/A	N/A	N/A
Kanuikapono Public Charter School	N/A	N/A	N/A	N/A	N/A	N/A	N/A	N/A	N/A	N/A	N/A
Ka‘ōhao Public Charter School	N/A	N/A	N/A	N/A	N/A	N/A	N/A	N/A	N/A	N/A	N/A
The Kapolei Charter School by Goodwill Hawaii	N/A	N/A	N/A	N/A	N/A	N/A	N/A	N/A	N/A	N/A	N/A

Growth Data For Major Student Subgroups: Students Meeting Annual Growth Benchmarks for Hawaii State Alternate Assessment in English Language Arts/Literacy (ELA) – School Year 2023-2024											
School	All Students	Free/Reduced-Price Meal Eligible	Special Education (SPED)	English Learner (EL)	Asian, excluding Filipino	Filipino	Pacific Islander	Native Hawaiian	Black	White	Hispanic
Kawaikini New Century Public Charter School	N/A	N/A	N/A	N/A	N/A	N/A	N/A	N/A	N/A	N/A	N/A
Ke Ana La'ahana Public Charter School	N/A	N/A	N/A	N/A	N/A	N/A	N/A	N/A	N/A	N/A	N/A
Ke Kula Niihau O Kekaha Learning Center	N/A	N/A	N/A	N/A	N/A	N/A	N/A	N/A	N/A	N/A	N/A
Ke Kula 'o Nāwahīokalani'ōpu'u Iki, LPCS	N/A	N/A	N/A	N/A	N/A	N/A	N/A	N/A	N/A	N/A	N/A
Ke Kula 'o Samuel M. Kamakau, LPCS	N/A	N/A	N/A	N/A	N/A	N/A	N/A	N/A	N/A	N/A	N/A
Kihei Charter School	SUPP	SUPP	SUPP	N/A	N/A	N/A	N/A	N/A	N/A	N/A	N/A
Kona Pacific Public Charter School	SUPP	SUPP	SUPP	N/A	N/A	N/A	N/A	SUPP	N/A	N/A	N/A
Kua o ka Lā New Century Public Charter School	N/A	N/A	N/A	N/A	N/A	N/A	N/A	N/A	N/A	N/A	N/A
Kualapu'u School: A Public Conversion Charter	SUPP	SUPP	SUPP	N/A	N/A	N/A	N/A	SUPP	N/A	N/A	N/A
Kula Aupuni Niihau A Kahelelani Aloha (KANAKA) A New Century Public Charter School (PCS)	N/A	N/A	N/A	N/A	N/A	N/A	N/A	N/A	N/A	N/A	N/A
Laupāhoehoe Community Public Charter School	SUPP	SUPP	SUPP	N/A	N/A	SUPP	SUPP	SUPP	N/A	N/A	N/A
Mālama Honua Public Charter School	N/A	N/A	N/A	N/A	N/A	N/A	N/A	N/A	N/A	N/A	N/A
Myron B. Thompson Academy	SUPP	SUPP	SUPP	N/A	N/A	N/A	N/A	N/A	N/A	N/A	N/A
Nā Wai Ola Public Charter School	N/A	N/A	N/A	N/A	N/A	N/A	N/A	SUPP	N/A	N/A	N/A
SEEQS: the School for Examining Essential Questions of Sustainability	SUPP	N/A	N/A	N/A	N/A	N/A	N/A	N/A	N/A	N/A	N/A
University Laboratory School	N/A	N/A	N/A	N/A	N/A	N/A	N/A	N/A	N/A	N/A	N/A

Growth Data For Major Student Subgroups: Students Meeting Annual Growth Benchmarks for Hawaii State Alternate Assessment in English Language Arts/Literacy (ELA) – School Year 2023-2024											
School	All Students	Free/Reduced-Price Meal Eligible	Special Education (SPED)	English Learner (EL)	Asian, excluding Filipino	Filipino	Pacific Islander	Native Hawaiian	Black	White	Hispanic
The Volcano School of Arts & Sciences	SUPP	N/A	N/A	N/A	N/A	N/A	N/A	N/A	N/A	N/A	N/A
Voyager: A Public Charter School	N/A	N/A	N/A	N/A	N/A	N/A	N/A	N/A	N/A	N/A	N/A
Wai'alae Elementary Public Charter School	SUPP	N/A	N/A	N/A	SUPP	N/A	N/A	N/A	N/A	N/A	N/A
Waimea Middle Public Conversion Charter School	SUPP	N/A	SUPP	N/A	N/A	SUPP	N/A	SUPP	N/A	SUPP	N/A
West Hawai'i Explorations Academy	N/A	N/A	N/A	N/A	N/A	N/A	N/A	N/A	N/A	N/A	N/A

Table 42 Growth Data For Major Student Subgroups: Students Meeting Annual Growth Benchmarks for Hawai‘i State Alternate Assessment in Math – School Year 2020-2021

Growth Data For Major Student Subgroups: Students Meeting Annual Growth Benchmarks for Hawai‘i State Alternate Assessment in Math – School Year 2020-2021												
School	All Students	Free/Reduced-Price Meal Eligible	Special Education (SPED)	English Learner (EL)	Asian, excluding Filipino	Filipino	Pacific Islander	Native Hawaiian	Black	White	Hispanic	
Alaka‘i O Kaua‘i Public Charter School	N/A	N/A	N/A	N/A	N/A	N/A	N/A	N/A	N/A	N/A	N/A	
Connections Public Charter School	N/A	N/A	N/A	N/A	N/A	N/A	N/A	N/A	N/A	N/A	N/A	
DreamHouse ‘Ewa Beach	N/A	N/A	N/A	N/A	N/A	N/A	N/A	N/A	N/A	N/A	N/A	
Hakipu‘u Academy	SUPP	N/A	N/A	N/A	N/A	N/A	N/A	N/A	N/A	N/A	N/A	
Hālau Kū Māna Public Charter School	N/A	N/A	N/A	N/A	N/A	N/A	N/A	N/A	N/A	N/A	N/A	
Hawai‘i Academy of Arts & Science Public Charter School	N/A	N/A	N/A	N/A	N/A	N/A	N/A	N/A	N/A	N/A	N/A	
Hawai‘i Technology Academy	N/A	N/A	N/A	N/A	N/A	N/A	N/A	N/A	N/A	N/A	N/A	
Innovations Public Charter School	N/A	N/A	N/A	N/A	N/A	N/A	N/A	N/A	N/A	N/A	N/A	
Ka ‘Umeke Kā‘eo	N/A	N/A	N/A	N/A	N/A	N/A	N/A	N/A	N/A	N/A	N/A	
Ka Waihona o ka Na‘auao Public Charter School	SUPP	N/A	N/A	N/A	N/A	N/A	N/A	N/A	N/A	N/A	N/A	
Kamaile Academy, PCS	SUPP	SUPP	SUPP	N/A	N/A	N/A	N/A	SUPP	N/A	N/A	SUPP	
Kamalani Academy Charter School	SUPP	N/A	N/A	N/A	N/A	N/A	N/A	N/A	N/A	N/A	N/A	
Kanu o ka ‘Āina New Century Public Charter School	SUPP	N/A	N/A	N/A	N/A	N/A	N/A	N/A	N/A	N/A	N/A	
Kanuikapono Public Charter School	SUPP	N/A	N/A	N/A	N/A	N/A	N/A	N/A	N/A	N/A	N/A	
Ka‘ōhao Public Charter School	N/A	N/A	N/A	N/A	N/A	N/A	N/A	N/A	N/A	N/A	N/A	
The Kapolei Charter School by Goodwill Hawaii	N/A	N/A	N/A	N/A	N/A	N/A	N/A	N/A	N/A	N/A	N/A	
Kawaikini New Century Public Charter School	N/A	N/A	N/A	N/A	N/A	N/A	N/A	N/A	N/A	N/A	N/A	
Ke Ana La‘ahana Public Charter School	N/A	N/A	N/A	N/A	N/A	N/A	N/A	N/A	N/A	N/A	N/A	

Growth Data For Major Student Subgroups: Students Meeting Annual Growth Benchmarks for Hawai'i State Alternate Assessment in Math – School Year 2020-2021												
School	All Students	Free/Reduced-Price Meal Eligible	Special Education (SPED)	English Learner (EL)	Asian, excluding Filipino	Filipino	Pacific Islander	Native Hawaiian	Black	White	Hispanic	
Ke Kula Niihau O Kekaha Learning Center	N/A	N/A	N/A	N/A	N/A	N/A	N/A	N/A	N/A	N/A	N/A	
Ke Kula 'o Nāwahīokalani'ōpu'u Iki, LPCS	N/A	N/A	N/A	N/A	N/A	N/A	N/A	N/A	N/A	N/A	N/A	
Ke Kula 'o Samuel M. Kamakau, LPCS	N/A	N/A	N/A	N/A	N/A	N/A	N/A	N/A	N/A	N/A	N/A	
Kihei Charter School	N/A	N/A	N/A	N/A	N/A	N/A	N/A	N/A	N/A	N/A	N/A	
Kona Pacific Public Charter School	N/A	N/A	N/A	N/A	N/A	N/A	N/A	N/A	N/A	N/A	N/A	
Kua o ka Lā New Century Public Charter School	N/A	N/A	N/A	N/A	N/A	N/A	N/A	N/A	N/A	N/A	N/A	
Kualapu'u School: A Public Conversion Charter	SUPP	SUPP	SUPP	N/A	N/A	N/A	N/A	SUPP	N/A	N/A	N/A	
Kula Aupuni Niihau A Kahelelani Aloha (KANAKA) A New Century Public Charter School (PCS)	N/A	N/A	N/A	N/A	N/A	N/A	N/A	N/A	N/A	N/A	N/A	
Laupāhoehoe Community Public Charter School	SUPP	N/A	SUPP	N/A	N/A	SUPP	N/A	SUPP	N/A	N/A	N/A	
Mālama Honua Public Charter School	N/A	N/A	N/A	N/A	N/A	N/A	N/A	N/A	N/A	N/A	N/A	
Myron B. Thompson Academy	N/A	N/A	N/A	N/A	N/A	N/A	N/A	N/A	N/A	N/A	N/A	
Nā Wai Ola Public Charter School	N/A	N/A	N/A	N/A	N/A	N/A	N/A	N/A	N/A	N/A	N/A	
SEEQS: the School for Examining Essential Questions of Sustainability	SUPP	N/A	SUPP	N/A	N/A	N/A	N/A	N/A	N/A	SUPP	N/A	
University Laboratory School	N/A	N/A	N/A	N/A	N/A	N/A	N/A	N/A	N/A	N/A	N/A	
The Volcano School of Arts & Sciences	N/A	N/A	N/A	N/A	N/A	N/A	N/A	N/A	N/A	N/A	N/A	
Voyager: A Public Charter School	N/A	N/A	N/A	N/A	N/A	N/A	N/A	N/A	N/A	N/A	N/A	
Wai'ālae Elementary Public Charter School	SUPP	N/A	N/A	N/A	N/A	N/A	N/A	N/A	N/A	N/A	N/A	

Growth Data For Major Student Subgroups: Students Meeting Annual Growth Benchmarks for Hawai'i State Alternate Assessment in Math – School Year 2020-2021											
School	All Students	Free/Reduced-Price Meal Eligible	Special Education (SPED)	English Learner (EL)	Asian, excluding Filipino	Filipino	Pacific Islander	Native Hawaiian	Black	White	Hispanic
Waimea Middle Public Conversion Charter School	SUPP	SUPP	SUPP	N/A	SUPP	N/A	N/A	N/A	N/A	N/A	N/A
West Hawai'i Explorations Academy	N/A	N/A	N/A	N/A	N/A	N/A	N/A	N/A	N/A	N/A	N/A

Table 43 Growth Data For Major Student Subgroups: Students Meeting Annual Growth Benchmarks for Hawai‘i State Alternate Assessment in Math – School Year 2021-2022

Growth Data For Major Student Subgroups: Students Meeting Annual Growth Benchmarks for Hawai‘i State Alternate Assessment in Math – School Year 2021-2022												
School	All Students	Free/Reduced-Price Meal Eligible	Special Education (SPED)	English Learner (EL)	Asian, excluding Filipino	Filipino	Pacific Islander	Native Hawaiian	Black	White	Hispanic	
Alaka‘i O Kaua‘i Public Charter School	N/A	N/A	N/A	N/A	N/A	N/A	N/A	N/A	N/A	N/A	N/A	
Connections Public Charter School	N/A	N/A	N/A	N/A	N/A	N/A	N/A	N/A	N/A	N/A	N/A	
DreamHouse ‘Ewa Beach	SUPP	N/A	SUPP	N/A	N/A	N/A	N/A	N/A	N/A	SUPP	N/A	
Hakipu‘u Academy	SUPP	N/A	N/A	N/A	N/A	N/A	N/A	N/A	N/A	N/A	N/A	
Hālau Kū Māna Public Charter School	N/A	N/A	N/A	N/A	N/A	N/A	N/A	N/A	N/A	N/A	N/A	
Hawai‘i Academy of Arts & Science Public Charter School	N/A	N/A	N/A	N/A	N/A	N/A	N/A	N/A	N/A	N/A	N/A	
Hawai‘i Technology Academy	N/A	N/A	N/A	N/A	N/A	N/A	N/A	N/A	N/A	N/A	N/A	
Innovations Public Charter School	N/A	N/A	N/A	N/A	N/A	N/A	N/A	N/A	N/A	N/A	N/A	
Ka ‘Umeke Kā‘eo	N/A	N/A	N/A	N/A	N/A	N/A	N/A	N/A	N/A	N/A	N/A	
Ka Waihona o ka Na‘auao Public Charter School	SUPP	N/A	N/A	N/A	N/A	N/A	N/A	N/A	N/A	N/A	N/A	
Kamaile Academy, PCS	58%	SUPP	SUPP	N/A	N/A	N/A	N/A	SUPP	N/A	N/A	N/A	
Kamalani Academy Charter School	N/A	N/A	N/A	N/A	N/A	N/A	N/A	N/A	N/A	N/A	N/A	
Kanu o ka ‘Āina New Century Public Charter School	SUPP	N/A	N/A	N/A	N/A	N/A	N/A	N/A	N/A	N/A	N/A	
Kanuikapono Public Charter School	SUPP	N/A	N/A	N/A	N/A	N/A	N/A	N/A	N/A	N/A	N/A	
Ka‘ōhao Public Charter School	N/A	N/A	N/A	N/A	N/A	N/A	N/A	N/A	N/A	N/A	N/A	
The Kapolei Charter School by Goodwill Hawaii	N/A	N/A	N/A	N/A	N/A	N/A	N/A	N/A	N/A	N/A	N/A	
Kawaikini New Century Public Charter School	N/A	N/A	N/A	N/A	N/A	N/A	N/A	N/A	N/A	N/A	N/A	

Growth Data For Major Student Subgroups: Students Meeting Annual Growth Benchmarks for Hawai'i State Alternate Assessment in Math – School Year 2021-2022												
School	All Students	Free/Reduced-Price Meal Eligible	Special Education (SPED)	English Learner (EL)	Asian, excluding Filipino	Filipino	Pacific Islander	Native Hawaiian	Black	White	Hispanic	
Ke Ana La'ahana Public Charter School	N/A	N/A	N/A	N/A	N/A	N/A	N/A	N/A	N/A	N/A	N/A	
Ke Kula Niihau O Kekaha Learning Center	N/A	N/A	N/A	N/A	N/A	N/A	N/A	N/A	N/A	N/A	N/A	
Ke Kula 'o Nāwahīokalani'ōpu'u Iki, LPCS	N/A	N/A	N/A	N/A	N/A	N/A	N/A	N/A	N/A	N/A	N/A	
Ke Kula 'o Samuel M. Kamakau, LPCS	N/A	N/A	N/A	N/A	N/A	N/A	N/A	N/A	N/A	N/A	N/A	
Kiheī Charter School	N/A	N/A	N/A	N/A	N/A	N/A	N/A	N/A	N/A	N/A	N/A	
Kona Pacific Public Charter School	N/A	N/A	N/A	N/A	N/A	N/A	N/A	N/A	N/A	N/A	N/A	
Kua o ka Lā New Century Public Charter School	N/A	N/A	N/A	N/A	N/A	N/A	N/A	N/A	N/A	N/A	N/A	
Kualapu'u School: A Public Conversion Charter	SUPP	N/A	N/A	N/A	N/A	N/A	N/A	N/A	N/A	N/A	N/A	
Kula Aupuni Niihau A Kahelelani Aloha (KANAKA) A New Century Public Charter School (PCS)	N/A	N/A	N/A	N/A	N/A	N/A	N/A	N/A	N/A	N/A	N/A	
Laupāhoehoe Community Public Charter School	SUPP	N/A	SUPP	N/A	N/A	SUPP	N/A	SUPP	N/A	N/A	N/A	
Mālama Honua Public Charter School	N/A	N/A	N/A	N/A	N/A	N/A	N/A	N/A	N/A	N/A	N/A	
Myron B. Thompson Academy	N/A	N/A	N/A	N/A	N/A	N/A	N/A	N/A	N/A	N/A	N/A	
Nā Wai Ola Public Charter School	N/A	N/A	N/A	N/A	N/A	N/A	N/A	N/A	N/A	N/A	N/A	
SEEQS: the School for Examining Essential Questions of Sustainability	SUPP	N/A	N/A	N/A	N/A	N/A	N/A	N/A	N/A	N/A	N/A	
University Laboratory School	N/A	N/A	N/A	N/A	N/A	N/A	N/A	N/A	N/A	N/A	N/A	
The Volcano School of Arts & Sciences	SUPP	SUPP	SUPP	N/A	N/A	N/A	N/A	SUPP	N/A	N/A	N/A	
Voyager: A Public Charter School	N/A	N/A	N/A	N/A	N/A	N/A	N/A	N/A	N/A	N/A	N/A	
Wai'ālae Elementary Public Charter School	SUPP	N/A	SUPP	SUPP	SUPP	N/A	SUPP	N/A	N/A	N/A	N/A	

Growth Data For Major Student Subgroups: Students Meeting Annual Growth Benchmarks for Hawai'i State Alternate Assessment in Math – School Year 2021-2022											
School	All Students	Free/Reduced-Price Meal Eligible	Special Education (SPED)	English Learner (EL)	Asian, excluding Filipino	Filipino	Pacific Islander	Native Hawaiian	Black	White	Hispanic
Waimea Middle Public Conversion Charter School	SUPP	N/A	N/A	N/A	N/A	N/A	N/A	N/A	N/A	N/A	N/A
West Hawai'i Explorations Academy	N/A	N/A	N/A	N/A	N/A	N/A	N/A	N/A	N/A	N/A	N/A

Table 44 Growth Data For Major Student Subgroups: Students Meeting Annual Growth Benchmarks for Hawai'i State Alternate Assessment in Math – School Year 2022-2023

Growth Data For Major Student Subgroups: Students Meeting Annual Growth Benchmarks for Hawai'i State Alternate Assessment in Math – School Year 2022-2023												
School	All Students	Free/Reduced-Price Meal Eligible	Special Education (SPED)	English Learner (EL)	Asian, excluding Filipino	Filipino	Pacific Islander	Native Hawaiian	Black	White	Hispanic	
Alaka'i O Kaua'i Public Charter School	N/A	N/A	N/A	N/A	N/A	N/A	N/A	N/A	N/A	N/A	N/A	
Connections Public Charter School	N/A	N/A	N/A	N/A	N/A	N/A	N/A	N/A	N/A	N/A	N/A	
DreamHouse 'Ewa Beach	SUPP	N/A	SUPP	N/A	N/A	N/A	N/A	N/A	N/A	SUPP	N/A	
Hakipu'u Academy	N/A	N/A	N/A	N/A	N/A	N/A	N/A	N/A	N/A	N/A	N/A	
Hālau Kū Māna Public Charter School	N/A	N/A	N/A	N/A	N/A	N/A	N/A	N/A	N/A	N/A	N/A	
Hawai'i Academy of Arts & Science Public Charter School	SUPP	SUPP	SUPP	N/A	N/A	N/A	N/A	SUPP	N/A	N/A	N/A	
Hawai'i Technology Academy	N/A	N/A	N/A	N/A	N/A	N/A	N/A	N/A	N/A	N/A	N/A	
Innovations Public Charter School	N/A	N/A	N/A	N/A	N/A	N/A	N/A	N/A	N/A	N/A	N/A	
Ka 'Umeke Kā'eo	N/A	N/A	N/A	N/A	N/A	N/A	N/A	N/A	N/A	N/A	N/A	
Ka Waihona o ka Na'auao Public Charter School	N/A	N/A	N/A	N/A	N/A	N/A	N/A	N/A	N/A	N/A	N/A	
Kamaile Academy, PCS	SUPP	N/A	SUPP	N/A	N/A	N/A	N/A	N/A	N/A	SUPP	N/A	
Kamalani Academy Charter School	N/A	N/A	N/A	N/A	N/A	N/A	N/A	N/A	N/A	N/A	N/A	
Kanu o ka 'Āina New Century Public Charter School	N/A	N/A	N/A	N/A	N/A	N/A	N/A	N/A	N/A	N/A	N/A	
Kanuikapono Public Charter School	N/A	N/A	N/A	N/A	N/A	N/A	N/A	N/A	N/A	N/A	N/A	
Ka'ōhao Public Charter School	N/A	N/A	N/A	N/A	N/A	N/A	N/A	N/A	N/A	N/A	N/A	
The Kapolei Charter School by Goodwill Hawaii	N/A	N/A	N/A	N/A	N/A	N/A	N/A	N/A	N/A	N/A	N/A	

Growth Data For Major Student Subgroups: Students Meeting Annual Growth Benchmarks for Hawai'i State Alternate Assessment in Math – School Year 2022-2023

School	All Students	Free/Reduced-Price Meal Eligible	Special Education (SPED)	English Learner (EL)	Asian, excluding Filipino	Filipino	Pacific Islander	Native Hawaiian	Black	White	Hispanic
Kawaikini New Century Public Charter School	N/A	N/A	N/A	N/A	N/A	N/A	N/A	N/A	N/A	N/A	N/A
Ke Ana La'ahana Public Charter School	N/A	N/A	N/A	N/A	N/A	N/A	N/A	N/A	N/A	N/A	N/A
Ke Kula Niihau O Kekaha Learning Center	N/A	N/A	N/A	N/A	N/A	N/A	N/A	N/A	N/A	N/A	N/A
Ke Kula 'o Nāwahīokalani'ōpu'u Iki, LPCS	N/A	N/A	N/A	N/A	N/A	N/A	N/A	N/A	N/A	N/A	N/A
Ke Kula 'o Samuel M. Kamakau, LPCS	N/A	N/A	N/A	N/A	N/A	N/A	N/A	N/A	N/A	N/A	N/A
Kiheī Charter School	N/A	N/A	N/A	N/A	N/A	N/A	N/A	N/A	N/A	N/A	N/A
Kona Pacific Public Charter School	SUPP	SUPP	SUPP	N/A	N/A	N/A	N/A	SUPP	N/A	N/A	N/A
Kua o ka Lā New Century Public Charter School	N/A	N/A	N/A	N/A	N/A	N/A	N/A	N/A	N/A	N/A	N/A
Kualapu'u School: A Public Conversion Charter	SUPP	SUPP	SUPP	N/A	N/A	N/A	N/A	SUPP	N/A	N/A	N/A
Kula Aupuni Niihau A Kahelelani Aloha (KANAKA) A New Century Public Charter School (PCS)	N/A	N/A	N/A	N/A	N/A	N/A	N/A	N/A	N/A	N/A	N/A
Laupāhoehoe Community Public Charter School	SUPP	N/A	SUPP	N/A	N/A	SUPP	SUPP	SUPP	N/A	N/A	N/A
Mālama Honua Public Charter School	N/A	N/A	N/A	N/A	N/A	N/A	N/A	N/A	N/A	N/A	N/A
Myron B. Thompson Academy	N/A	N/A	N/A	N/A	N/A	N/A	N/A	N/A	N/A	N/A	N/A
Nā Wai Ola Public Charter School	N/A	N/A	N/A	N/A	N/A	N/A	N/A	N/A	N/A	N/A	N/A
SEEQS: the School for Examining Essential Questions of Sustainability	SUPP	N/A	N/A	N/A	N/A	N/A	N/A	N/A	N/A	N/A	N/A
University Laboratory School	N/A	N/A	N/A	N/A	N/A	N/A	N/A	N/A	N/A	N/A	N/A
The Volcano School of Arts & Sciences	SUPP	N/A	N/A	N/A	N/A	N/A	N/A	N/A	N/A	N/A	N/A

Growth Data For Major Student Subgroups: Students Meeting Annual Growth Benchmarks for Hawai'i State Alternate Assessment in Math – School Year 2022-2023

School	All Students	Free/Reduced-Price Meal Eligible	Special Education (SPED)	English Learner (EL)	Asian, excluding Filipino	Filipino	Pacific Islander	Native Hawaiian	Black	White	Hispanic
Voyager: A Public Charter School	N/A	N/A	N/A	N/A	N/A	N/A	N/A	N/A	N/A	N/A	N/A
Wai'alae Elementary Public Charter School	SUPP	SUPP	SUPP	N/A	SUPP	N/A	N/A	N/A	N/A	N/A	N/A
Waimea Middle Public Conversion Charter School	SUPP	SUPP	SUPP	N/A	N/A	SUPP	N/A	SUPP	N/A	N/A	N/A
West Hawai'i Explorations Academy	N/A	N/A	N/A	N/A	N/A	N/A	N/A	N/A	N/A	N/A	N/A

Table 45 Growth Data For Major Student Subgroups: Students Meeting Annual Growth Benchmarks for Hawai‘i State Alternate Assessment in Math – School Year 2023-2024

Growth Data For Major Student Subgroups: Students Meeting Annual Growth Benchmarks for Hawai‘i State Alternate Assessment in Math – School Year 2023-2024												
School	All Students	Free/Reduced-Price Meal Eligible	Special Education (SPED)	English Learner (EL)	Asian, excluding Filipino	Filipino	Pacific Islander	Native Hawaiian	Black	White	Hispanic	
Alaka‘i O Kaua‘i Public Charter School	DNA	DNA	DNA	DNA	DNA	DNA	DNA	DNA	DNA	DNA	DNA	
Connections Public Charter School	DNA	DNA	DNA	DNA	DNA	DNA	DNA	DNA	DNA	DNA	DNA	
DreamHouse ‘Ewa Beach	SUPP	N/A	N/A	N/A	N/A	N/A	N/A	N/A	N/A	N/A	N/A	
Hakipu‘u Academy	DNA	DNA	DNA	DNA	DNA	DNA	DNA	DNA	DNA	DNA	DNA	
Hālau Kū Māna Public Charter School	SUPP	N/A	SUPP	N/A	N/A	N/A	N/A	SUPP	N/A	N/A	N/A	
Hawai‘i Academy of Arts & Science Public Charter School	SUPP	SUPP	SUPP	N/A	N/A	N/A	N/A	SUPP	N/A	N/A	N/A	
Hawai‘i Technology Academy	DNA	DNA	DNA	DNA	DNA	DNA	DNA	DNA	DNA	DNA	DNA	
Innovations Public Charter School	DNA	DNA	DNA	DNA	DNA	DNA	DNA	DNA	DNA	DNA	DNA	
Ka ‘Umeke Kā‘eo	DNA	DNA	DNA	DNA	DNA	DNA	DNA	DNA	DNA	DNA	DNA	
Ka Waihona o ka Na‘auao Public Charter School	DNA	DNA	DNA	DNA	DNA	DNA	DNA	DNA	DNA	DNA	DNA	
Kamaile Academy, PCS	SUPP	SUPP	SUPP	SUPP	N/A	N/A	SUPP	N/A	N/A	SUPP	N/A	
Kamalani Academy Charter School	SUPP	N/A	SUPP	N/A	N/A	N/A	N/A	SUPP	N/A	N/A	N/A	
Kanu o ka ‘Āina New Century Public Charter School	DNA	DNA	DNA	DNA	DNA	DNA	DNA	DNA	DNA	DNA	DNA	
Kanuikapono Public Charter School	DNA	DNA	DNA	DNA	DNA	DNA	DNA	DNA	DNA	DNA	DNA	
Ka‘ōhao Public Charter School	DNA	DNA	DNA	DNA	DNA	DNA	DNA	DNA	DNA	DNA	DNA	
The Kapolei Charter School by Goodwill Hawaii	DNA	DNA	DNA	DNA	DNA	DNA	DNA	DNA	DNA	DNA	DNA	
Kawaikini New Century Public Charter School	DNA	DNA	DNA	DNA	DNA	DNA	DNA	DNA	DNA	DNA	DNA	

Growth Data For Major Student Subgroups: Students Meeting Annual Growth Benchmarks for Hawai'i State Alternate Assessment in Math – School Year 2023-2024

School	All Students	Free/Reduced-Price Meal Eligible	Special Education (SPED)	English Learner (EL)	Asian, excluding Filipino	Filipino	Pacific Islander	Native Hawaiian	Black	White	Hispanic
Ke Ana La'ahana Public Charter School	DNA	DNA	DNA	DNA	DNA	DNA	DNA	DNA	DNA	DNA	DNA
Ke Kula Niihau O Kekaha Learning Center	DNA	DNA	DNA	DNA	DNA	DNA	DNA	DNA	DNA	DNA	DNA
Ke Kula 'o Nāwahīokalani'ōpu'u Iki, LPCS	DNA	DNA	DNA	DNA	DNA	DNA	DNA	DNA	DNA	DNA	DNA
Ke Kula 'o Samuel M. Kamakau, LPCS	DNA	DNA	DNA	DNA	DNA	DNA	DNA	DNA	DNA	DNA	DNA
Kihei Charter School	SUPP	SUPP	SUPP	N/A	N/A	N/A	N/A	SUPP	N/A	N/A	N/A
Kona Pacific Public Charter School	SUPP	SUPP	SUPP	N/A	N/A	N/A	N/A	SUPP	N/A	N/A	N/A
Kua o ka Lā New Century Public Charter School	DNA	DNA	DNA	DNA	DNA	DNA	DNA	DNA	DNA	DNA	DNA
Kualapu'u School: A Public Conversion Charter	SUPP	SUPP	SUPP	N/A	N/A	N/A	N/A	SUPP	N/A	N/A	N/A
Kula Aupuni Niihau A Kahelelani Aloha (KANAKA) A New Century Public Charter School (PCS)	DNA	DNA	DNA	DNA	DNA	DNA	DNA	DNA	DNA	DNA	DNA
Laupāhoehoe Community Public Charter School	SUPP	SUPP	SUPP	N/A	N/A	SUPP	SUPP	SUPP	N/A	N/A	N/A
Mālama Honua Public Charter School	DNA	DNA	DNA	DNA	DNA	DNA	DNA	DNA	DNA	DNA	DNA
Myron B. Thompson Academy	SUPP	SUPP	SUPP	N/A	N/A	N/A	N/A	SUPP	N/A	N/A	N/A
Nā Wai Ola Public Charter School	DNA	DNA	DNA	DNA	DNA	DNA	DNA	DNA	DNA	DNA	DNA
SEEQS: the School for Examining Essential Questions of Sustainability	DNA	DNA	DNA	DNA	DNA	DNA	DNA	DNA	DNA	DNA	DNA
University Laboratory School	DNA	DNA	DNA	DNA	DNA	DNA	DNA	DNA	DNA	DNA	DNA
The Volcano School of Arts & Sciences	SUPP	N/A	N/A	N/A	N/A	N/A	N/A	N/A	N/A	N/A	N/A
Voyager: A Public Charter School	DNA	DNA	DNA	DNA	DNA	DNA	DNA	DNA	DNA	DNA	DNA
Wai'alaie Elementary Public Charter School	SUPP	N/A	N/A	N/A	N/A	N/A	N/A	N/A	N/A	N/A	N/A

Growth Data For Major Student Subgroups: Students Meeting Annual Growth Benchmarks for Hawai'i State Alternate Assessment in Math – School Year 2023-2024

School	All Students	Free/Reduced-Price Meal Eligible	Special Education (SPED)	English Learner (EL)	Asian, excluding Filipino	Filipino	Pacific Islander	Native Hawaiian	Black	White	Hispanic
Waimea Middle Public Conversion Charter School	SUPP	N/A	SUPP	N/A	N/A	N/A	N/A	N/A	N/A	SUPP	N/A
West Hawai'i Explorations Academy	DNA	DNA	DNA	DNA	DNA	DNA	DNA	DNA	DNA	DNA	DNA

Table 46 Chronic Absenteeism Rates

Chronic Absenteeism Rates School	2020-2021	2021-2022	2022-2023
Charter-wide	14%	33%	31%
Statewide	18%	37%	30%
Alaka'i O Kaua'i Public Charter School	18%	42%	27%
Connections Public Charter School	60%	45%	63%
DreamHouse 'Ewa Beach	19%	19%	21%
Hakipu'u Academy	44%	16%	59%
Hālau Kū Māna Public Charter School	(0-5%)	4%	19%
Hawai'i Academy of Arts & Science Public Charter School	(0-5%)	21%	24%
Hawai'i Technology Academy	14%	16%	18%
Innovations Public Charter School	7%	40%	33%
Ka 'Umeke Kā'eo	27%	34%	38%
Ka Waihona o ka Na'auao Public Charter School	19%	51%	40%
Kamaile Academy, PCS	45%	60%	59%
Kamalani Academy Charter School	6%	27%	20%
Kanu o ka 'Āina New Century Public Charter School	(0-5%)	18%	19%
Kanuikapono Public Charter School	11%	13%	47%
Ka'ōhao Public Charter School	(0-5%)	25%	14%
The Kapolei Charter School by Goodwill Hawaii	25%	35%	40%
Kawaikini New Century Public Charter School	21%	65%	33%
Ke Ana La'ahana Public Charter School	36%	44%	59%
Ke Kula Niihau O Kekaha Learning Center	31%	71%	60%
Ke Kula 'o Nāwahīokalani'ōpu'u Iki, LPCS	12%	51%	45%
Ke Kula 'o Samuel M. Kamakau, LPCS	(0-5%)	30%	26%
Kihei Charter School	(0-5%)	40%	25%
Kona Pacific Public Charter School	8%	43%	40%
Kua o ka Lā New Century Public Charter School	9%	41%	47%
Kualapu'u School: A Public Conversion Charter	8%	57%	42%
Kula Aupuni Niihau A Kahelelani Aloha (KANAKA) A New Century Public Charter School (PCS)	47%	32%	50%
Laupāhoehoe Community Public Charter School	7%	31%	27%
Mālama Honua Public Charter School	19%	42%	39%
Myron B. Thompson Academy	(0-5%)	2%	2%
Nā Wai Ola Public Charter School	34%	57%	48%
SEEQS: the School for Examining Essential Questions of Sustainability	7%	30%	19%
University Laboratory School	(0-5%)	9%	13%
The Volcano School of Arts & Sciences	14%	44%	55%
Voyager: A Public Charter School	(0-5%)	50%	34%
Wai'alaie Elementary Public Charter School	7%	16%	23%
Waimea Middle Public Conversion Charter School	22%	48%	40%
West Hawai'i Explorations Academy	11%	33%	25%

Table 47 Regular Attendance Rates

Regular Attendance Rates		2023-2024
	Charter-wide	74%
	Statewide	75%
Alaka'i O Kaua'i Public Charter School		80%
Connections Public Charter School		42%
DreamHouse 'Ewa Beach		61%
Hakipu'u Academy		DNA
Hālau Kū Māna Public Charter School		67%
Hawai'i Academy of Arts & Science Public Charter School		72%
Hawai'i Technology Academy		87%
Innovations Public Charter School		74%
Ka 'Umeke Kā'eo		71%
Ka Waihona o ka Na'auao Public Charter School		58%
Kamaile Academy, PCS		46%
Kamalani Academy Charter School		86%
Kanu o ka 'Āina New Century Public Charter School		90%
Kanuikapono Public Charter School		99%
Ka'ōhao Public Charter School		89%
The Kapolei Charter School by Goodwill Hawaii		64%
Kawaikini New Century Public Charter School		68%
Ke Ana La'ahana Public Charter School		65%
Ke Kula Niihau O Kekaha Learning Center		44%
Ke Kula 'o Nāwahīokalani'ōpu'u Iki, LPCS		68%
Ke Kula 'o Samuel M. Kamakau, LPCS		72%
Kiheī Charter School		73%
Kona Pacific Public Charter School		61%
Kua o ka Lā New Century Public Charter School		57%
Kualapu'u School: A Public Conversion Charter		67%
Kula Aupuni Niihau A Kahelelani Aloha (KANAKA) A New Century Public Charter School (PCS)		74%
Laupāhoehoe Community Public Charter School		80%
Mālama Honua Public Charter School		81%
Myron B. Thompson Academy		98%
Nā Wai Ola Public Charter School		55%
SEEQS: the School for Examining Essential Questions of Sustainability		86%
University Laboratory School		91%
The Volcano School of Arts & Sciences		71%
Voyager: A Public Charter School		77%
Wai'alae Elementary Public Charter School		81%
Waimea Middle Public Conversion Charter School		73%
West Hawai'i Explorations Academy		72%

Table 48 College-Going Rates

College-Going Rates	2020-2021	2021-2022	2022-2023	2023-2024
School	College-Going	College-Going	College-Going	College-Going
Charter-wide	50%	49%	49%	51%
Statewide	50%	50%	50%	50%
Alaka'i O Kaua'i Public Charter School	DNA	DNA	DNA	DNA
Connections Public Charter School	23%	29%	23%	35%
DreamHouse 'Ewa Beach	DNA	DNA	DNA	DNA
Hakipu'u Academy	SUPP	SUPP	SUPP	SUPP
Hālau Kū Māna Public Charter School	SUPP	SUPP	SUPP	SUPP
Hawai'i Academy of Arts & Science Public Charter School	41%	42%	35%	40%
Hawai'i Technology Academy	43%	47%	46%	54%
Innovations Public Charter School	DNA	DNA	DNA	DNA
Ka 'Umeke Kā'eo	DNA	DNA	SUPP	SUPP
Ka Waihona o ka Na'auao Public Charter School	DNA	DNA	DNA	DNA
Kamaile Academy, PCS	32%	41%	25%	23%
Kamalani Academy Charter School	DNA	DNA	DNA	DNA
Kanu o ka 'Āina New Century Public Charter School	SUPP	58%	37%	33%
Kanuikapono Public Charter School	SUPP	73%	SUPP	SUPP
Ka'ōhao Public Charter School	DNA	DNA	DNA	DNA
The Kapolei Charter School by Goodwill Hawaii	DNA	52%	32%	20%
Kawaikini New Century Public Charter School	SUPP	SUPP	SUPP	SUPP
Ke Ana La'ahana Public Charter School	SUPP	SUPP	SUPP	SUPP
Ke Kula Niihau O Kekaha Learning Center	SUPP	SUPP	SUPP	SUPP
Ke Kula 'o Nāwahīokalani'ōpu'u Iki, LPCS	DNA	DNA	DNA	DNA
Ke Kula 'o Samuel M. Kamakau, LPCS	SUPP	SUPP	SUPP	SUPP
Kihei Charter School	55%	55%	63%	65%
Kona Pacific Public Charter School	DNA	DNA	DNA	DNA
Kua o ka Lā New Century Public Charter School	DNA	DNA	DNA	DNA
Kualapu'u School: A Public Conversion Charter	DNA	DNA	DNA	DNA
Kula Aupuni Niihau A Kahelelani Aloha (KANAKA) A New Century Public Charter School (PCS)	SUPP	Data not available	SUPP	SUPP
Laupāhoehoe Community Public Charter School	SUPP	18%	SUPP	29%
Mālama Honua Public Charter School	DNA	DNA	DNA	DNA

College-Going Rates School	2020-2021 College-Going	2021-2022 College-Going	2022-2023 College-Going	2023-2024 College-Going
Myron B. Thompson Academy	75%	56%	52%	67%
Nā Wai Ola Public Charter School	DNA	DNA	DNA	DNA
SEEQS: the School for Examining Essential Questions of Sustainability	DNA	DNA	DNA	DNA
University Laboratory School	90%	86%	83%	91%
The Volcano School of Arts & Sciences	DNA	DNA	DNA	DNA
Voyager: A Public Charter School	DNA	DNA	DNA	DNA
Wai'ālae Elementary Public Charter School	DNA	DNA	DNA	DNA
Waimea Middle Public Conversion Charter School	DNA	DNA	DNA	DNA
West Hawai'i Explorations Academy	43%	31%	27%	44%

Table 49 Value Added Measures/Goals - School Years 2020-2021, 2021-2022, 2022-2023, 2023-2024

Status of Value Added Measures/Goals School	2020-2021	2021-2022	2022-2023	2023-2024
Alaka'i O Kaua'i Public Charter School	Not available	Not available	Not available	DNA
Connections Public Charter School	Not available	Not available	Not available	DNA
DreamHouse 'Ewa Beach	DNA	Not available	Not available	Not available
Hakipu'u Academy	Not available	DNA	DNA	DNA
Hālau Kū Māna Public Charter School	Not available	DNA	DNA	DNA
Hawai'i Academy of Arts & Science Public Charter School	Not available	Not available	Not available	DNA
Hawai'i Technology Academy	Not available	Not available	Not available	DNA
Innovations Public Charter School	Not available	Not available	Not available	DNA
Ka 'Umeke Kā'eo	Not available	Not available	Not available	DNA
Ka Waihona o ka Na'auao Public Charter School	Not available	DNA	DNA	DNA
Kamaile Academy, PCS	Not available	DNA	DNA	DNA
Kamalani Academy Charter School	Not available	Not available	Not available	DNA
Kanu o ka 'Āina New Century Public Charter School	Not available	Not available	Not available	DNA
Kanuikapono Public Charter School	Not available	Not available	Not available	DNA
Ka'ōhao Public Charter School	Not available	Not available	Not available	DNA
The Kapolei Charter School by Goodwill Hawaii	Submitted	Received	Received	DNA
Kawaikini New Century Public Charter School	Not available	Not available	Not available	DNA
Ke Ana La'ahana Public Charter School	Not available	DNA	DNA	DNA
Ke Kula Niihau O Kekaha Learning Center	Not available	Not available	Not available	DNA
Ke Kula 'o Nāwahīokalani'ōpu'u Iki, LPCS	Not available	Not available	Not available	DNA
Ke Kula 'o Samuel M. Kamakau, LPCS	Not available	Not available	Not available	DNA
Kihei Charter School	Not available	Not available	Not available	DNA
Kona Pacific Public Charter School	Not available	DNA	DNA	DNA
Kua o ka Lā New Century Public Charter School	Not available	DNA	DNA	DNA
Kualapu'u School: A Public Conversion Charter	Not available	Not available	Not available	DNA
Kula Aupuni Niihau A Kahelelani Aloha (KANAKA) A New Century Public Charter School (PCS)	Not available	Not available	Not available	DNA

Status of Value Added Measures/Goals School	2020-2021	2021-2022	2022-2023	2023-2024
Laupāhoehoe Community Public Charter School	Not available	DNA	DNA	DNA
Mālama Honua Public Charter School	Not available	Not available	Not available	DNA
Myron B. Thompson Academy	Not available	Not available	Not available	DNA
Nā Wai Ola Public Charter School	Not available	DNA	DNA	DNA
SEEQS: the School for Examining Essential Questions of Sustainability	Not available	DNA	DNA	DNA
University Laboratory School	Not available	Not available	Not available	DNA
The Volcano School of Arts & Sciences	Not available	DNA	DNA	DNA
Voyager: A Public Charter School	Not available	Not available	Not available	DNA
Wai'ālae Elementary Public Charter School	Not available	Not available	Not available	DNA
Waimea Middle Public Conversion Charter School	Not available	DNA	DNA	DNA
West Hawai'i Explorations Academy	Submitted	DNA	DNA	DNA

Table 50 Enrollment by Charter School - School Years 2020-2021, 2021-2022, 2022-2023, 2023-2024

Enrollment by Charter School	2020-2021	2021-2022	2022-2023	2023-2024
Charter-wide	12,213	12,097	12,116	12,427
Statewide	174,704	171,600	168,634	167,649
Alaka'i O Kaua'i Public Charter School	164	172	201	221
Connections Public Charter School	344	366	340	346
DreamHouse 'Ewa Beach	192	287	382	400
Hakipu'u Academy	56	61	49	65
Hālau Kū Māna Public Charter School	113	120	122	125
Hawai'i Academy of Arts & Science Public Charter School	711	706	683	708
Hawai'i Technology Academy	1,337	1,363	1,403	1,605
Innovations Public Charter School	242	241	240	240
Ka 'Umeke Kā'eo	222	240	263	275
Ka Waihona o ka Na'auao Public Charter School	741	632	611	626
Kamaile Academy, PCS	893	919	949	893
Kamalani Academy Charter School	178	166	156	112
Kanu o ka 'Āina New Century Public Charter School	627	519	612	625
Kanuikapono Public Charter School	233	226	203	202
Ka'ōhao Public Charter School	330	323	328	341
The Kapolei Charter School by Goodwill Hawaii	172	161	158	138
Kawaikini New Century Public Charter School	167	155	151	168
Ke Ana La'ahana Public Charter School	46	41	34	26
Ke Kula Niihau O Kekaha Learning Center	55	55	50	43
Ke Kula 'o Nāwahīokalani'ōpu'u Iki, LPCS	473	464	460	527
Ke Kula 'o Samuel M. Kamakau, LPCS	136	125	121	139
Kihei Charter School	713	723	693	676
Kona Pacific Public Charter School	211	210	187	178
Kua o ka Lā New Century Public Charter School	172	148	164	185
Kualapu'u School: A Public Conversion Charter	309	346	319	303
Kula Aupuni Niihau A Kahelelani Aloha (KANAKA) A New Century Public Charter School (PCS)	33	45	46	45
Laupāhoehoe Community Public Charter School	343	333	318	321
Mālama Honua Public Charter School	170	173	165	166

Enrollment by Charter School	2020-2021	2021-2022	2022-2023	2023-2024
Myron B. Thompson Academy	527	542	523	464
Nā Wai Ola Public Charter School	150	133	96	97
SEEQS: the School for Examining Essential Questions of Sustainability	174	182	176	178
University Laboratory School	450	449	451	446
The Volcano School of Arts & Sciences	260	266	264	308
Voyager: A Public Charter School	271	284	273	258
Wai'ālae Elementary Public Charter School	489	434	457	493
Waimea Middle Public Conversion Charter School	234	211	194	209
West Hawai'i Explorations Academy	275	276	274	275

**Appendix F: Charter School Financial Performance Framework
Data for School Years 2020-2021, 2021-2022, 2022-2023, and
2023-2024**

Table 51 Current Ratio

Current Ratio = Current Assets ÷ Current Liabilities School	2020-2021	2021-2022	2022-2023	2023-2024
Alaka'i O Kaua'i Public Charter School	4.4	1.2	4.1	4.2
Connections Public Charter School	5.7	3.8	5.5	4.7
DreamHouse 'Ewa Beach	1.2	0.3	1.9	2.1
Hakipu'u Academy	5.3	2.7	3.1	8.7
Hālau Kū Māna Public Charter School	4.3	4.6	3.1	5.4
Hawai'i Academy of Arts & Science Public Charter School	3.7	4.9	5.5	3.2
Hawai'i Technology Academy	3	2.7	2.5	2.1
Innovations Public Charter School	2.3	1.2	1.6	2.0
Ka 'Umeke Kā'eo	4	5.9	6.1	4.8
Ka Waihona o ka Na'auao Public Charter School	7.9	8.8	9.0	8.0
Kamaile Academy, PCS	6.6	10.2	8.9	6.0
Kamalani Academy Charter School	0.9	0.5		
Kanu o ka 'Āina New Century Public Charter School	11.8	3.2	3.5	2.8
Kanuikaponu Public Charter School	6.1	7.2	5.5	4.6
Ka'ōhao Public Charter School	5	10.4	8.5	4.5
The Kapolei Charter School by Goodwill Hawaii	14.3	14.0	15.9	18.4
Kawaikini New Century Public Charter School	5	2.9	5.0	6.6
Ke Ana La'ahana Public Charter School	5.1	5.6	4.2	3.6
Ke Kula Niihau O Kekaha Learning Center	6.5	5.3	3.1	2.6
Ke Kula 'o Nāwahīokalani'ōpu'u Iki, LPCS	10.3	14.7	23.6	10.0
Ke Kula 'o Samuel M. Kamakau, LPCS	7.2	0.5	8.6	11.1
Kihei Charter School	10.7	11.4	18.8	3.8
Kona Pacific Public Charter School	1.1	0.2	5.2	2.6
Kua o ka Lā New Century Public Charter School	11.4	15.4	14.3	10.4
Kualapu'u School: A Public Conversion Charter	3.4	3.2	4.4	4.5
Kula Aupuni Niihau A Kahelelani Aloha (KANAKA) A New Century Public Charter School (PCS)	3.5	3.8	0.5	2.1
Laupāhoehoe Community Public Charter School	3.4	5.6	6.4	6.8
Mālama Honua Public Charter School	9	4.3	5.0	6.0
Myron B. Thompson Academy	19.1	10.3	9.9	10.6
Nā Wai Ola Public Charter School	5	4.4	6.3	2.9
SEEQS: the School for Examining Essential Questions of Sustainability	8.7	3.4	3.0	2.1
University Laboratory School	2.7	5.1	5.0	3.1
The Volcano School of Arts & Sciences	3.4	1.1	1.1	1.1
Voyager: A Public Charter School	3	2.2	4.2	4.7

Current Ratio = Current Assets ÷ Current Liabilities School	2020- 2021	2021- 2022	2022- 2023	2023-2024
Wai'ālae Elementary Public Charter School	7.6	4.6	5.5	6.7
Waimea Middle Public Conversion Charter School	2.5	2.6	2.3	2.5
West Hawai'i Explorations Academy	3	4.9	5.7	3.0

Table 52 Budget Variance

Budget Variance: Actual Total Revenues ÷ Projected Total Revenues in the Charter School’s Board-Approved Budget School	2020-2021	2021-2022	2022-2023	2023-2024
Alaka’i O Kaua’i Public Charter School	122%	104%	110%	99%
Connections Public Charter School	121%	108%	111%	114%
DreamHouse ‘Ewa Beach	108%	103%	103%	92%
Hakipu’u Academy	98%	143%	132%	130%
Hālau Kū Māna Public Charter School	122%	121%	114%	136%
Hawai’i Academy of Arts & Science Public Charter School	109%	105%	98%	101%
Hawai’i Technology Academy	111%	117%	109%	118%
Innovations Public Charter School	111%	107%	106%	122%
Ka ‘Umeke Kā‘eo	106%	117%	116%	117%
Ka Waihona o ka Na‘auao Public Charter School	145%	132%	160%	189%
Kamaile Academy, PCS	97%	102%	98%	109%
Kamalani Academy Charter School	128%	118%		
Kanu o ka ‘Āina New Century Public Charter School	119%	105%	105%	93%
Kanuikapono Public Charter School	106%	107%	104%	112%
Ka‘ōhao Public Charter School	102%	105%	113%	139%
The Kapolei Charter School by Goodwill Hawaii	125%	83%	127%	121%
Kawaikini New Century Public Charter School	105%	99%	105%	98%
Ke Ana La‘ahana Public Charter School	76%	108%	109%	98%
Ke Kula Niihau O Kekaha Learning Center	96%	85%	119%	106%
Ke Kula ‘o Nāwahīokalani‘ōpu‘u Iki, LPCS	119%	110%	128%	106%
Ke Kula ‘o Samuel M. Kamakau, LPCS	115%	78%	129%	136%
Kihei Charter School	104%	99%	95%	84%
Kona Pacific Public Charter School	109%	108%	110%	113%
Kua o ka Lā New Century Public Charter School	96%	100%	100%	104%
Kualapu‘u School: A Public Conversion Charter	105%	108%	97%	119%
Kula Aupuni Niihau A Kahelelani Aloha (KANAKA) A New Century Public Charter School (PCS)	90%	88%	83%	100%
Laupāhoehoe Community Public Charter School	86%	107%	105%	110%
Mālama Honua Public Charter School	120%	105%	103%	139%
Myron B. Thompson Academy	106%	97%	112%	107%
Nā Wai Ola Public Charter School	115%	71%	88%	76%

Budget Variance: Actual Total Revenues ÷ Projected Total Revenues in the Charter School's Board-Approved Budget School	2020-2021	2021-2022	2022-2023	2023-2024
SEEQS: the School for Examining Essential Questions of Sustainability	117%	111%	109%	125%
University Laboratory School	105%	112%	113%	134%
The Volcano School of Arts & Sciences	127%	159%	154%	153%
Voyager: A Public Charter School	106%	111%	110%	106%
Wai'alae Elementary Public Charter School	87%	78%	100%	108%
Waimea Middle Public Conversion Charter School	99%	99%	95%	118%
West Hawai'i Explorations Academy	134%	136%	118%	116%

Table 53 Total Margin

Total Margin = Net Income ÷ Total Revenue School	2020-2021	2021-2022	2022- 2023	2023- 2024
Alaka'i O Kaua'i Public Charter School	14.30%	0.29%	9.76%	9.91%
Connections Public Charter School	4.20%	4.21%	10.48%	11.11%
DreamHouse 'Ewa Beach	16.60%	15.10%	9.53%	5.01%
Hakipu'u Academy	12.70%	6.38%	7.13%	19.09%
Hālau Kū Māna Public Charter School	2.50%	1.48%	22.10%	24.79%
Hawai'i Academy of Arts & Science Public Charter School	12.00%	13.38%	11.84%	13.72%
Hawai'i Technology Academy	30.40%	47.09%	40.83%	32.77%
Innovations Public Charter School	3.30%	3.70%	14.02%	12.38%
Ka 'Umeke Kā'eo	0.30%	2.63%	11.38%	10.92%
Ka Waihona o ka Na'auao Public Charter School	27.10%	0.90%	10.35%	25.77%
Kamaile Academy, PCS	0.00%	6.91%	12.99%	3.67%
Kamalani Academy Charter School	-6.80%	0.94%		
Kanu o ka 'Āina New Century Public Charter School	14.00%	11.19%	15.83%	10.88%
Kanuikapono Public Charter School	1.40%	1.12%	6.86%	7.45%
Ka'ōhao Public Charter School	2.70%	3.89%	-3.57%	5.05%
The Kapolei Charter School by Goodwill Hawaii	37.10%	10.64%	21.96%	16.87%
Kawaikini New Century Public Charter School	3.10%	-9.48%	15.66%	3.90%
Ke Ana La'ahana Public Charter School	2.80%	-3.15%	1.62%	-11.27%
Ke Kula Niihau O Kekaha Learning Center	-17.00%	-23.57%	-7.28%	-7.21%
Ke Kula 'o Nāwahīokalani'ōpu'u Iki, LPCS	8.20%	4.06%	10.94%	19.64%
Ke Kula 'o Samuel M. Kamakau, LPCS	15.40%	-27.30%	8.15%	28.32%
Kiheī Charter School	16.00%	11.05%	17.93%	14.24%
Kona Pacific Public Charter School	15.80%	11.97%	8.83%	5.19%
Kua o ka Lā New Century Public Charter School	-1.10%	-7.56%	6.75%	9.56%
Kualapu'u School: A Public Conversion Charter	-5.10%	-0.25%	3.07%	0.44%
Kula Aupuni Niihau A Kahelelani Aloha (KANAKA) A New Century Public Charter School (PCS)	9.00%	6.01%	0.73%	-0.35%
Laupāhoehoe Community Public Charter School	9.90%	2.09%	6.93%	7.35%
Mālama Honua Public Charter School	10.10%	19.80%	19.55%	15.30%
Myron B. Thompson Academy	10.10%	3.57%	9.42%	12.00%
Nā Wai Ola Public Charter School	17.00%	3.90%	3.52%	0.29%
SEEQS: the School for Examining Essential Questions of Sustainability	3.30%	1.39%	-0.27%	4.92%
University Laboratory School	3.30%	6.59%	7.89%	12.84%
The Volcano School of Arts & Sciences	17.70%	15.91%	14.77%	19.00%
Voyager: A Public Charter School	1.20%	-0.44%	11.02%	17.86%
Wai'alae Elementary Public Charter School	5.00%	-2.75%	12.71%	19.76%
Waimea Middle Public Conversion Charter School	1.10%	-0.97%	5.44%	13.80%
West Hawai'i Explorations Academy	-1.90%	-0.29%	0.42%	-0.53%

Table 54 Debt-to-Assets Ratio

Debt to Asset Ratio = Total Liabilities ÷ Total Assets School	2020-2021	2021-2022	2022-2023	2023-2024
Alaka'i O Kaua'i Public Charter School	22.70%	58.79%	24.55%	20.76%
Connections Public Charter School	14.10%	25.57%	30.43%	27.52%
DreamHouse 'Ewa Beach	28.20%	69.32%	59.08%	48.44%
Hakipu'u Academy	18.40%	34.11%	29.73%	12.42%
Hālau Kū Māna Public Charter School	15.80%	14.91%	24.07%	11.52%
Hawai'i Academy of Arts & Science Public Charter School	25.70%	26.67%	20.52%	29.32%
Hawai'i Technology Academy	30.40%	47.09%	40.83%	32.77%
Innovations Public Charter School	34.30%	86.58%	77.73%	69.97%
Ka 'Umeke Kā'eo	11.80%	7.94%	9.28%	18.72%
Ka Waihona o ka Na'auao Public Charter School	7.50%	6.87%	7.15%	8.92%
Kamaile Academy, PCS	15.20%	8.52%	9.82%	15.17%
Kamalani Academy Charter School	89.70%	95.63%		
Kanu o ka 'Āina New Century Public Charter School	8.00%	30.31%	26.78%	32.62%
Kanuikapono Public Charter School	13.40%	10.64%	13.72%	13.09%
Ka'ōhao Public Charter School	15.30%	7.23%	9.22%	18.34%
The Kapolei Charter School by Goodwill Hawaii	8.80%	0.71%	7.86%	6.35%
Kawaikini New Century Public Charter School	7.20%	12.02%	10.25%	20.00%
Ke Ana La'ahana Public Charter School	19.40%	17.93%	24.05%	27.11%
Ke Kula Niihau O Kekaha Learning Center	10.00%	11.98%	22.56%	20.44%
Ke Kula 'o Nāwahīokalani'ōpu'u Iki, LPCS	9.50%	8.06%	4.74%	9.57%
Ke Kula 'o Samuel M. Kamakau, LPCS	10.80%	62.12%	60.39%	54.42%
Kiheī Charter School	8.60%	8.30%	5.48%	25.34%
Kona Pacific Public Charter School	92.10%	95.74%	91.37%	88.35%
Kua o ka Lā New Century Public Charter School	7.50%	11.55%	8.52%	23.23%
Kualapu'u School: A Public Conversion Charter	29.10%	30.96%	23.90%	22.04%
Kula Aupuni Niihau A Kahelelani Aloha (KANAKA) A New Century Public Charter School (PCS)	18.00%	18.11%	63.20%	60.60%
Laupāhoehoe Community Public Charter School	28.60%	17.06%	14.46%	13.99%
Mālama Honua Public Charter School	10.10%	19.80%	19.55%	15.30%
Myron B. Thompson Academy	5.00%	21.61%	17.67%	12.69%

Debt to Asset Ratio = Total Liabilities ÷ Total Assets School	2020-2021	2021-2022	2022-2023	2023-2024
Nā Wai Ola Public Charter School	18.80%	21.07%	15.44%	33.92%
SEEQS: the School for Examining Essential Questions of Sustainability	11.40%	29.24%	33.29%	32.31%
University Laboratory School	37.70%	19.45%	20.05%	32.45%
The Volcano School of Arts & Sciences	27.20%	86.44%	80.94%	74.25%
Voyager: A Public Charter School	30.60%	34.18%	21.01%	38.52%
Wai'ālae Elementary Public Charter School	20.40%	19.32%	16.78%	14.30%
Waimea Middle Public Conversion Charter School	37.50%	36.84%	41.55%	39.08%
West Hawai'i Explorations Academy	81.70%	56.68%	55.41%	62.04%

Table 55 Cash Flow

Cash Flow = Year-end Cash Balance – Beginning Year Cash Balance School	2020-2021	2021-2022	2022-2023	2023-2024
Alaka'i O Kaua'i Public Charter School	\$225,374	\$44,671	\$44,374	\$390,918
Connections Public Charter School	\$166,921	\$318,321	(\$71,153)	\$1,251,680
DreamHouse 'Ewa Beach	\$46,031	\$343,603	\$198,517	\$776,362
Hakipu'u Academy	(\$11,347)	\$283,830	\$9,865	\$48,211
Hālau Kū Māna Public Charter School	(\$332,946)	(\$76,024)	\$727,757	(\$499,318)
Hawai'i Academy of Arts & Science Public Charter School	\$1,264,976	\$946,894	\$1,054,373	\$3,056,475
Hawai'i Technology Academy	\$2,053,573	(\$1,712,736)	(\$1,361,457)	\$4,603,017
Innovations Public Charter School	\$46,795	\$109,613	\$289,133	\$747,130
Ka 'Umeke Kā'eo	(\$1,522,387)	\$198,975	\$705,941	\$814,703
Ka Waihona o ka Na'auao Public Charter School	\$1,983,537	\$704,885	\$490,039	\$2,718,338
Kamaile Academy, PCS	\$891,826	\$437,463	\$1,510,470	\$2,281,652
Kamalani Academy Charter School	\$172,624	(\$186,087)		
Kanu o ka 'Āina New Century Public Charter School	\$1,141,914	\$2,299,506	\$707,065	(\$2,243,135)
Kanuikapono Public Charter School	\$29,979	(\$137,380)	(\$427,841)	\$359,198
Ka'ōhao Public Charter School	\$201,895	(\$197,020)	(\$461,956)	\$1,864,345
The Kapolei Charter School by Goodwill Hawaii	\$615,808	\$350,507	\$304,606	\$374,589
Kawaikini New Century Public Charter School	\$100,179	(\$161,316)	\$523,658	\$74,591
Ke Ana La'ahana Public Charter School	\$4,628	(\$22,478)	\$9,319	\$3,867
Ke Kula Niihau O Kekaha Learning Center	(\$54,502)	\$41,425	\$60,455	(\$436,673)
Ke Kula 'o Nāwahīokalani'ōpu'u Iki, LPCS	\$2,173,235	\$488,621	\$679,199	\$2,058,151
Ke Kula 'o Samuel M. Kamakau, LPCS	(\$236,393)	(\$45,642)	\$72,462	\$72,886
Kihei Charter School	\$1,203,904	\$910,341	\$1,202,157	\$2,916,945
Kona Pacific Public Charter School	\$287,923	\$204,135	(\$50,516)	\$338,958
Kua o ka Lā New Century Public Charter School	\$15,898	(\$78,974)	\$341,567	\$138,657
Kualapu'u School: A Public Conversion Charter	(\$234,244)	\$337,163	(\$543,706)	\$179,138
Kula Aupuni Niihau A Kahelelani Aloha (KANAKA) A New Century Public Charter School (PCS)	\$24,733	\$16,680	\$42,229	(\$91,223)
Laupāhoehoe Community Public Charter School	\$472,277	(\$93,955)	\$168,459	\$531,569
Mālama Honua Public Charter School	\$410,445	\$287,294	\$398,849	\$1,071,200
Myron B. Thompson Academy	\$597,271	\$347,496	\$708,955	\$706,301

Cash Flow = Year-end Cash Balance – Beginning Year Cash Balance School	2020-2021	2021-2022	2022-2023	2023-2024
Nā Wai Ola Public Charter School	\$241,781	\$129,376	\$25,192	\$266,318
SEEQS: the School for Examining Essential Questions of Sustainability	\$84,365	(\$95,567)	\$103,823	\$299,511
University Laboratory School	\$490,411	\$132,047	\$564,406	\$1,646,867
The Volcano School of Arts & Sciences	\$333,660	\$10,803,036	(\$303,727)	\$456,364
Voyager: A Public Charter School	\$232,807	(\$86,923)	\$364,421	\$605,939
Wai'ālae Elementary Public Charter School	\$274,875	(\$22,195)	\$784,269	\$1,495,995
Waimea Middle Public Conversion Charter School	\$381,547	(\$125,179)	\$470,431	\$849,412
West Hawai'i Explorations Academy	\$364,558	(\$102,999)	(\$78,156)	\$439,599

Table 56 Unrestricted Days Cash on Hand

Unrestricted Days Cash = Unrestricted Cash ÷ [(Total Expenses – Depreciation Expense) ÷ 365] School	2020-2021	2021-2022	2022-2023	2023-2024
Alaka'i O Kaua'i Public Charter School	104 days	96 days	80 days	136 days
Connections Public Charter School	321 days	333 days	276 days	361 days
DreamHouse 'Ewa Beach	20 days	66 days	61 days	105 days
Hakipu'u Academy	87 days	233 days	197 days	190 days
Hālau Kū Māna Public Charter School	370 days	354 days	492 days	313 days
Hawai'i Academy of Arts & Science Public Charter School	285 days	325 days	332 days	408 days
Hawai'i Technology Academy	209 days	123 days	81 days	164 days
Innovations Public Charter School	89 days	100 days	134 days	214 days
Ka 'Umeke Kā'eo	102 days	125 days	163 days	201 days
Ka Waihona o ka Na'auao Public Charter School	222 days	239 days	229 days	315 days
Kamaile Academy, PCS	258 days	273 days	282 days	272 days
Kamalani Academy Charter School	60 days	33 days		
Kanu o ka 'Āina New Century Public Charter School	268 days	423 days	373 days	222 days
Kanuikapono Public Charter School	152 days	144 days	70 days	102 days
Ka'ōhao Public Charter School	255 days	204 days	125 days	272 days
The Kapolei Charter School by Goodwill Hawaii	504 days	632 days	543 days	577 days
Kawaikini New Century Public Charter School	80 days	50 days	139 days	122 days
Ke Ana La'ahana Public Charter School	322 days	349 days	304 days	235 days
Ke Kula Niihau O Kekaha Learning Center	135 days	157 days	140 days	25 days
Ke Kula 'o Nāwahīokalani'ōpu'u Iki, LPCS	225 days	215 days	211 days	279 days
Ke Kula 'o Samuel M. Kamakau, LPCS	223 days	206 days	183 days	207 days
Kihei Charter School	236 days	278 days	347 days	450 days
Kona Pacific Public Charter School	145 days	187 days	143 days	157 days
Kua o ka Lā New Century Public Charter School	266 days	240 days	266 days	248 days
Kualapu'u School: A Public Conversion Charter	200 days	211 days	151 days	142 days
Kula Aupuni Niihau A Kahelelani Aloha (KANAKA) A New Century Public Charter School (PCS)	147 days	143 days	148 days	71 days
Laupāhoehoe Community Public Charter School	220 days	196 days	205 days	228 days

Unrestricted Days Cash = Unrestricted Cash ÷ [(Total Expenses – Depreciation Expense) ÷ 365] School	2020-2021	2021-2022	2022-2023	2023-2024
Mālama Honua Public Charter School	337 days	365 days	389 days	510 days
Myron B. Thompson Academy	664 days	678 days	707 days	755 days
Nā Wai Ola Public Charter School	159 days	207 days	264 days	292 days
SEEQS: the School for Examining Essential Questions of Sustainability	134 days	102 days	108 days	119 days
University Laboratory School	137 days	141 days	183 days	298 days
The Volcano School of Arts & Sciences	73 days	1,186 days	1027 days	917 days
Voyager: A Public Charter School	184 days	147 days	190 days	275 days
Wai'ālae Elementary Public Charter School	264 days	271 days	313 days	353 days
Waimea Middle Public Conversion Charter School	273 days	275 days	309 days	325 days
West Hawai'i Explorations Academy	209 days	197 days	156 days	181 days

**Appendix G: Charter School Organizational Performance
Framework Data for School Years 2020-2021, 2021-2022, 2022-
2023, and 2023-2024**

Table 57 Completed Assurance of Compliance Statement

Completed Assurance of Compliance Statement School	2020-2021	2021-2022	2022- 2023	2023- 2024
Alaka'i O Kaua'i Public Charter School	Completed	Completed	Received	DNA
Connections Public Charter School	Completed	Completed	Received	DNA
Hakipu'u Academy	Completed	DNA	DNA	DNA
DreamHouse 'Ewa Beach	Completed	Completed	Received	Received
Hālau Kū Māna Public Charter School	Completed	DNA	DNA	DNA
Hawai'i Academy of Arts & Science Public Charter School	Completed	Completed	Received	DNA
Hawai'i Technology Academy	Completed	Completed	Received	DNA
Innovations Public Charter School	Completed	Completed	Received	DNA
Ka 'Umeke Kā'eo	Not Completed	Completed	Received	DNA
Ka Waihona o ka Na'auao Public Charter School	Completed	DNA	DNA	DNA
Kamaile Academy, PCS	Completed	DNA	DNA	DNA
Kamalani Academy Charter School	Completed	Completed	Received	DNA
Kanu o ka 'Āina New Century Public Charter School	Completed	Completed	Received	DNA
Kanuikapono Public Charter School	Completed	Completed	Received	DNA
Ka'ōhao Public Charter School	Completed	Completed	Received	DNA
The Kapolei Charter School by Goodwill Hawaii	Completed	Completed	Received	DNA
Kawaikini New Century Public Charter School	Completed	Completed	Received	DNA
Ke Ana La'ahana Public Charter School	Completed	DNA	DNA	DNA
Ke Kula Niihau O Kekaha Learning Center	Completed	Completed	Received	DNA
Ke Kula 'o Nāwahīokalani'ōpu'u Iki, LPCS	Completed	Completed	Received	DNA
Ke Kula 'o Samuel M. Kamakau, LPCS	Completed	Completed	Received	DNA
Kiheī Charter School	Completed	Completed	Received	DNA
Kona Pacific Public Charter School	Completed	DNA	DNA	DNA
Kua o ka Lā New Century Public Charter School	Completed	DNA	DNA	DNA
Kualapu'u School: A Public Conversion Charter	Completed	Completed	Received	DNA
Kula Aupuni Niihau A Kahelelani Aloha (KANAKA) A New Century Public Charter School (PCS)	Completed	Completed	Received	DNA
Laupāhoehoe Community Public Charter School	Completed	DNA	DNA	DNA
Mālama Honua Public Charter School	Completed	Completed	Received	DNA
Myron B. Thompson Academy	Completed	Completed	Received	DNA
Nā Wai Ola Public Charter School	Completed	DNA	DNA	DNA
SEEQS: the School for Examining Essential Questions of Sustainability	Completed	DNA	DNA	DNA
University Laboratory School	Completed	Completed	Received	DNA
The Volcano School of Arts & Sciences	Completed	DNA	DNA	DNA
Voyager: A Public Charter School	Completed	Completed	Received	DNA

Completed Assurance of Compliance Statement School	2020-2021	2021-2022	2022- 2023	2023- 2024
Wai'ālae Elementary Public Charter School	Completed	Completed	Received	DNA
Waimea Middle Public Conversion Charter School	Completed	DNA	DNA	DNA
West Hawai'i Explorations Academy	Completed	DNA	DNA	DNA

Appendix H: Hawai‘i State Public Charter School Commission Early Learning Program Report for 2023-2024

**Appendix I: Hawai‘i State Public Charter School Commission
Federal Programs Report for 2023-2024**

**Appendix J: Hawai‘i State Public Charter School Commission
Annual Audit Report for Fiscal Year 2023-2024**